



ROTECH
RURAL [®]

LOOK
BOOK



★★★
WANTED

**THE LOOK BOOK
BY ROTECH GATE HARDWARE**

IT'S ARMED WITH

PRODUCT PICTURES THAT ARE PHOTOS NOT DRAWINGS

**A LOGICAL LAYOUT
TRICKS TIPS & HELPFUL HINTS
AN EASY TO USE INDEX
OBVIOUS PAGE NUMBERS
RELEVANT INFORMATION WITHOUT ANY FLUFF**

REWARD

A MUTUALLY BENEFICIAL RELATIONSHIP

★★★



CONTENTS

04 MANUFACTURERS FITTINGS

12 CHAIN & WIRE ROPE

18 T's, X's & CORNERS







22 POST CAPS





26 RURAL FENCE FITTINGS

38 GATE KITS

60 STAYTIGHT END ASSEMBLIES

78 INDEX





→ 4A

→ 5

MANUFACTURERS FITTINGS



WELD-ON HINGES

CODE	PIN Ø	HEIGHT	WIDTH	BARCODE	BOX QTY
WOH12	12mm	75mm	18mm	9 348326 000009 >	50
WOH16	16mm	95mm	30mm	9 348326 000030 >	50
WOH20	20mm	115mm	50mm	9 348326 000061 >	24
WOH20N	20mm	115mm	40mm	9 348326 000092 >	24
WOH27	27mm	150mm	42mm	9 348326 000122 >	12



BULLET HINGES - BRASS PIN

CODE	PIN Ø	LENGTH	GREASE NIPPLE	BARCODE	BOX QTY
BHBP080	8mm	80mm	No	9 348326 000153 >	10
BHBP100	10mm	100mm	No	9 348326 000177 >	10
BHBPG080	8mm	80mm	Yes	9 348326 000160 >	10
BHBPG100	10mm	100mm	Yes	9 348326 000184 >	10



BALL BEARING HINGES (PAIR)

CODE	SIZE (W X H)	POSITION	TYPE	BARCODE	BOX QTY
BBHBL	105 x 85mm	Left	Bolt + Bolt	9 348326 002263 >	10
BBHBR	105 x 85mm	Right	Bolt + Bolt	9 348326 002256 >	10
BBHBWL	85 x 85mm	Left	Bolt + Weld	9 348326 002287 >	10
BBHBWR	85 x 85mm	Right	Bolt + Weld	9 348326 002270 >	10


BUTT HINGES (PAIR)

CODE	HEIGHT	WIDTH (OPEN)	FINISH	BARCODE	BOX QTY
BH10075	100mm	75mm	Zinc		10
BH100100	100mm	100mm	Zinc		10



ANTI LOOSE LATCHES

CODE	PIN Ø	OPEN LENGTH	LATCH WIDTH	BARCODE	BOX QTY
ALWL08	8mm	67mm	14mm		10
ALWL12	12mm	91mm	20mm		10






OVER-CENTRE LATCHES

CODE	SIZE	MIN-MAX LENGTH	FINISH	BARCODE	BOX QTY
OCLS	Small	83 - 90mm	Zinc		10
OCLM	Medium	106 - 122mm	Zinc		10
OCLL	Large	145 - 165mm	Zinc		10



SPRING BOLTS - ZINC PLATED

CODE	PIN Ø	PIN STICK OUT	OVERALL LENGTH	POSITION	BARCODE	BOX QTY
LDSB9.5	9.5mm	30mm	130mm	Left or Right		10
LDSB12	12mm	28mm	166mm	Left or Right		10



EE




DON'T FORGET
to lubricate your latches. It makes a world of difference.

”

MANUFACTURERS FITTINGS

14MM CAM (SLAM) LATCH - ZINC PLATED



CODE	PIN STICK OUT	OVERALL LENGTH	HANDLE	POSITION	BARCODE	BOX QTY
ECL14	100mm	248mm	Enclosed	Left or Right		10
TCL14L	40mm	167mm	Straight	Left		10
TCL14R	40mm	167mm	Straight	Right		10


20MM CAM (SLAM) LATCH - ZINC PLATED





CODE	PIN STICK OUT	OVERALL LENGTH	HANDLE	POSITION	BARCODE	BOX QTY
CL20S	50mm	220mm	Open	Left or Right		10
ECL20S	50mm	220mm	Enclosed	Left or Right		10
CL20L	100mm	270mm	Open	Left or Right		10
ECL20L	100mm	270mm	Enclosed	Left or Right		10
XCL20S	50mm	230mm	Open	Left or Right		10

STRIKER PLATES - ZINC PLATED







CODE	LATCH	SIZE (W X H)	DIRECTION	BARCODE	BOX QTY
SP14	14mm	78 x 50mm	Single		10
DSSP14	14mm	68 x 50mm	Double		10
SP20	20mm	105 x 65mm	Single		10
DSSP20	20mm	75 x 75mm	Double		10

SHEEP YARD PANEL CLIPS - ZINC PLATED

CODE	WIDTH	LENGTH	DROP PIN	SUIT	BARCODE	BOX QTY
SYP25PZP	25mm	56mm	12mm	Pipe		50
SYP25RZP	25mm	50mm	12mm	RHS		50





PANEL CLIPS - ZINC PLATED

CODE	WIDTH	HEIGHT	DROP PIN	BARCODE	BOX QTY
CP40ZP	40mm	100mm	16mm		50
LP40ZP	40mm	48mm	16mm		50
CP50ZP	50mm	100mm	16mm		50
LP50ZP	50mm	50mm	16mm		50



FOOT PLATES - ZINC PLATED

CODE	WIDTH	LENGTH	DROP PIN	BARCODE	BOX QTY
FT40ZP	40mm	100mm	16mm		50
FT50ZP	50mm	100mm	16mm		50




DROP PINS

CODE	PIN Ø	LENGTH	FINISH	BARCODE	BOX QTY
DP12150ZP	12mm	150mm	Zinc Plated		50
DP16200G	16mm	200mm	Galvanised		50




SLIDING GATE CASTOR WHEEL

CODE	WHEEL Ø	AXLE Ø	MATERIAL	BARCODE	BOX QTY
SGC75	75mm	12.5mm	Acetal		50



MANUFACTURERS FITTINGS

CHAIN CATCHES



NO FIDDLING

or twisting. The chain drops
in instantly and locks.




STOCK-PROOF

and user friendly. Latch
a gate securely in no time.




WELD-ON CHAIN CATCHES

CODE	CHAIN	HEIGHT	WIDTH	THICKNESS	FINISH	BARCODE	BOX QTY
CCLD6ZP	6mm	50mm	65mm	5mm	Zinc Plated	 9 348326 000337 >	25
CCHD8ZP	8mm	75mm	100mm	8mm	Zinc Plated	 9 348326 000344 >	25



**DONT RISK
INFERIOR
NON-STOCKPROOF
HARDWARE!**



→ 4





→ 4A

→ 5

CHAIN & WIRE ROPE

GALVANISED CHAIN



CODE	CHAIN Ø	LINK SIZE (W X H)	KG/BUCKET	APPROX METRES	BARCODE
GC0325	3mm	12 x 22mm	25kg	125m	9 348326 000702 >
GC0425	4mm	14 x 26mm	25kg	76m	9 348326 000719 >
GC0525	5mm	17 x 29mm	25kg	49m	9 348326 000726 >
GC0625	6mm	21 x 34mm	25kg	30m	9 348326 000733 >
GC0825	8mm	27 x 42mm	25kg	19m	9 348326 000740 >
GC1025	10mm	32 x 50mm	25kg	12m	9 348326 000757 >
GC1325	13mm	46 x 65mm	25kg	7m	9 348326 000764 >



ZINC PLATED CHAIN

CODE	CHAIN Ø	LINK SIZE (W X H)	KG/BUCKET	APPROX METRES	BARCODE
ZC0625	6mm	21 x 34mm	25kg	30m	9 348326 000771 >
ZC0825	8mm	27 x 42mm	25kg	19m	9 348326 000788 >

D SHACKLES - GALVANISED



CODE	SHACKLE Ø	PIN Ø	INTERNAL WIDTH	BARCODE	BOX QTY
DS05G	5mm	7mm	11mm	9 348326 001020 >	10
DS06G	6mm	7mm	13mm	9 348326 001037 >	10
DS08G	8mm	9mm	18mm	9 348326 001044 >	10
DS10G	10mm	11mm	19mm	9 348326 001051 >	10
DS13G	13mm	15mm	29mm	9 348326 001068 >	10

LOAD RATED D SHACKLES - GALVANISED

CODE	SHACKLE Ø	PIN Ø	INTERNAL WIDTH	LOAD LIMIT	BARCODE	BOX QTY
DS06R	6mm	8mm	12mm	500kg	9 348326 001075 >	10
DS08R	8mm	10mm	13mm	750kg	9 348326 001082 >	10
DS10R	10mm	11mm	17mm	1t	9 348326 001099 >	10
DS13R	13mm	16mm	21mm	2t	9 348326 001105 >	10
DS16R	16mm	19mm	27mm	3.2t	9 348326 001112 >	10
DS19R	19mm	22mm	32mm	4.7t	9 348326 001129 >	10



QUICK LINK JOINERS

CODE	LINK Ø	SIZE (W X H)	OPENING	BARCODE	BOX QTY
QL03	3.5mm	18 x 37mm	5mm	9 348326 000870 >	10
QL06	6mm	27 x 58mm	8mm	9 348326 000887 >	10
QL08	8mm	34 x 72mm	9mm	9 348326 000894 >	10



SNAP HOOKS (CARABINERS)

CODE	HOOK Ø	HEIGHT	OPENING	BARCODE	BOX QTY
SH04	4mm	40mm	5mm	9 348326 000900 >	10
SH05	5mm	50mm	7mm	9 348326 000917 >	10
SH06	6mm	60mm	9mm	9 348326 000924 >	10
SH08	8mm	80mm	10mm	9 348326 000931 >	10
SH10	10mm	100mm	14mm	9 348326 000948 >	10



CHAIN & WIRE ROPE



SWIVEL EYE SPRING HOOKS








CODE	INT. EYE WIDTH	HEIGHT	HOOK OPENING	FINISH	BARCODE	BOX QTY
SESH12NP	12mm	76mm	7mm	Nickel Plated	9 348326 000955 >	10
SESH20NP	20mm	83mm	7mm	Nickel Plated	9 348326 000962 >	10
SESH25NP	25mm	89mm	7mm	Nickel Plated	9 348326 000979 >	10
SESH12SS	12mm	88mm	12mm	Stainless Steel	9 348326 000986 >	10
SESH19SS	20mm	93mm	12mm	Stainless Steel	9 348326 001006 >	10
SESH25SS	25mm	98mm	12mm	Stainless Steel	9 348326 000993 >	10



TURNBUCKLES - GALVANISED

CODE	THREAD SIZE	MIN-MAX LENGTH	INTERNAL EYE Ø	TYPE	BARCODE	BOX QTY
TB08HEG	8mm	160 - 250mm	11mm	Hook + Eye	9 348326 004373 >	20
TB10HEG	10mm	220 - 330mm	14mm	Hook + Eye	9 348326 004380 >	20
TB12HEG	12mm	265 - 415mm	16mm	Hook + Eye	9 348326 004397 >	20
TB16HEG	16mm	335 - 520mm	24mm	Hook + Eye	9 348326 004403 >	20
TB08EEG	8mm	165 - 250mm	11mm	Eye + Eye	9 348326 004410 >	20
TB10EEG	10mm	190 - 295mm	12mm	Eye + Eye	9 348326 004427 >	20
TB12EEG	12mm	255 - 420mm	17mm	Eye + Eye	9 348326 004434 >	20
TB16EEG	16mm	340 - 525mm	24mm	Eye + Eye	9 348326 004441 >	20

GALVANISED WIRE ROPE

CODE	WIRE Ø	BUNDLES X STRANDS	CORE	METRES/ ROLL	KGS/ ROLL	BARCODE
GWR03	3mm	6x19	Fibre	100m	3kg	
GWR04	4mm	6x19	Fibre	100m	6kg	
GWR05	5mm	6x19	Fibre	100m	9kg	
GWR06	6mm	6x19	Fibre	100m	12kg	
GWR08	8mm	6x19	Fibre	100m	23kg	
GWR10	10mm	6x19	Fibre	100m	35kg	
GWR12	12mm	6 x 36	Steel	100m	60kg	









WIRE ROPE CONSTRUCTION

The number of strands will determine the flexibility and wear resistance of the wire rope. The more wires, the more flexibility, but the less wear resistance. 7x7 construction would be less flexible than a 6x19, but it would be more abrasion resistant.










GALVANISED WIRE ROPE GRIPS

CODE	SUIT WIRE	PIN Ø	GRIP WIDTH	GRIP HEIGHT	BARCODE	BOX QTY
GWRG03	3mm	4mm	20mm	21mm		20
GWRG05	4&5mm	5mm	23mm	24mm		20
GWRG06	6mm	5mm	24mm	28mm		20
GWRG08	8mm	6mm	28mm	34mm		20
GWRG10	10mm	8mm	33mm	42mm		20
GWRG12	12mm	10mm	41mm	55mm		20



THIMBLES

are available should you require them.





→ 4A

→ 5

T's, X's & CORNERS

TEES

CODE	THRU	BUTT	FINISH	BARCODE	BOX QTY
T2525	25NB	25NB	Galvanised	9 348326 001471 >	50
T2532	25NB	32NB	Galvanised	9 348326 001488 >	50
T2540	25NB	40NB	Galvanised	9 348326 001495 >	50
T3225	32NB	25NB	Galvanised	9 348326 001501 >	25
T3232	32NB	32NB	Galvanised	9 348326 001518 >	25
T3240	32NB	40NB	Galvanised	9 348326 001525 >	25
T3250	32NB	50NB	Galvanised	9 348326 001532 >	25
T4025	40NB	25NB	Galvanised	9 348326 001549 >	25
T4032	40NB	32NB	Galvanised	9 348326 001556 >	25
T4040	40NB	40NB	Galvanised	9 348326 001563 >	25
T4050	40NB	50NB	Galvanised	9 348326 001570 >	25
T5025	50NB	25NB	Galvanised	9 348326 001587 >	25
T5032	50NB	32NB	Galvanised	9 348326 001594 >	25
T5040	50NB	40NB	Galvanised	9 348326 001600 >	25
T5050	50NB	50NB	Galvanised	9 348326 001617 >	25

THRU



BUTT

CROSSES

CODE	BUTT	THRU	FINISH	BARCODE	BOX QTY
X2525	25NB	25NB	Galvanised	 9 348326 001686 >	50
X2532	25NB	32NB	Galvanised	 9 348326 004458 >	50
X2540	25NB	40NB	Galvanised	 9 348326 001693 >	50
X2550	25NB	50NB	Galvanised	 9 348326 001709 >	50
X3232	32NB	32NB	Galvanised	 9 348326 001716 >	25
X3240	32NB	40NB	Galvanised	 9 348326 001723 >	25
X3250	32NB	50NB	Galvanised	 9 348326 001730 >	25
X4040	40NB	40NB	Galvanised	 9 348326 001747 >	25
X4050	40NB	50NB	Galvanised	 9 348326 001754 >	25
X5050	50NB	50NB	Galvanised	 9 348326 001761 >	25




CORNERS




CODE	BUTT	THRU	FINISH	BARCODE	BOX QTY
C2525	25NB	25NB	Galvanised	 9 348326 001785 >	25
C2532	25NB	32NB	Galvanised	 9 348326 001792 >	25
C2540	25NB	40NB	Galvanised	 9 348326 001808 >	25
C2550	25NB	50NB	Galvanised	 9 348326 001815 >	25
C3232	32NB	32NB	Galvanised	 9 348326 001822 >	25
C3240	32NB	40NB	Galvanised	 9 348326 001839 >	25
C3250	32NB	50NB	Galvanised	 9 348326 004465 >	25
C4040	40NB	40NB	Galvanised	 9 348326 001846 >	25
C4050	40NB	50NB	Galvanised	 9 348326 001853 >	25
C5050	50NB	50NB	Galvanised	 9 348326 001860 >	25



→ 4



→ 4






→4A

→5

POST CAPS




SQUARE POST CAPS

CODE	LENGTH	WIDTH	FINISH	BARCODE	BOX QTY
PC025	25mm	25mm	Galvabond		250
PC030	30mm	30mm	Galvabond		200
PC035	35mm	35mm	Galvabond		200
PC040	40mm	40mm	Galvabond		200
PC050	50mm	50mm	Galvabond		200
PC065	65mm	65mm	Galvabond		50
PC075	75mm	75mm	Galvabond		50
PC090	90mm	90mm	Galvabond		40
PC100	100mm	100mm	Galvabond		40
PC125	125mm	125mm	Galvabond		30
PC150	150mm	150mm	Galvabond		20



CATTLE RAIL POST CAP

CODE	LENGTH	WIDTH	FINISH	BARCODE	BOX QTY
CRC11542	115mm	42mm	Galvabond		40



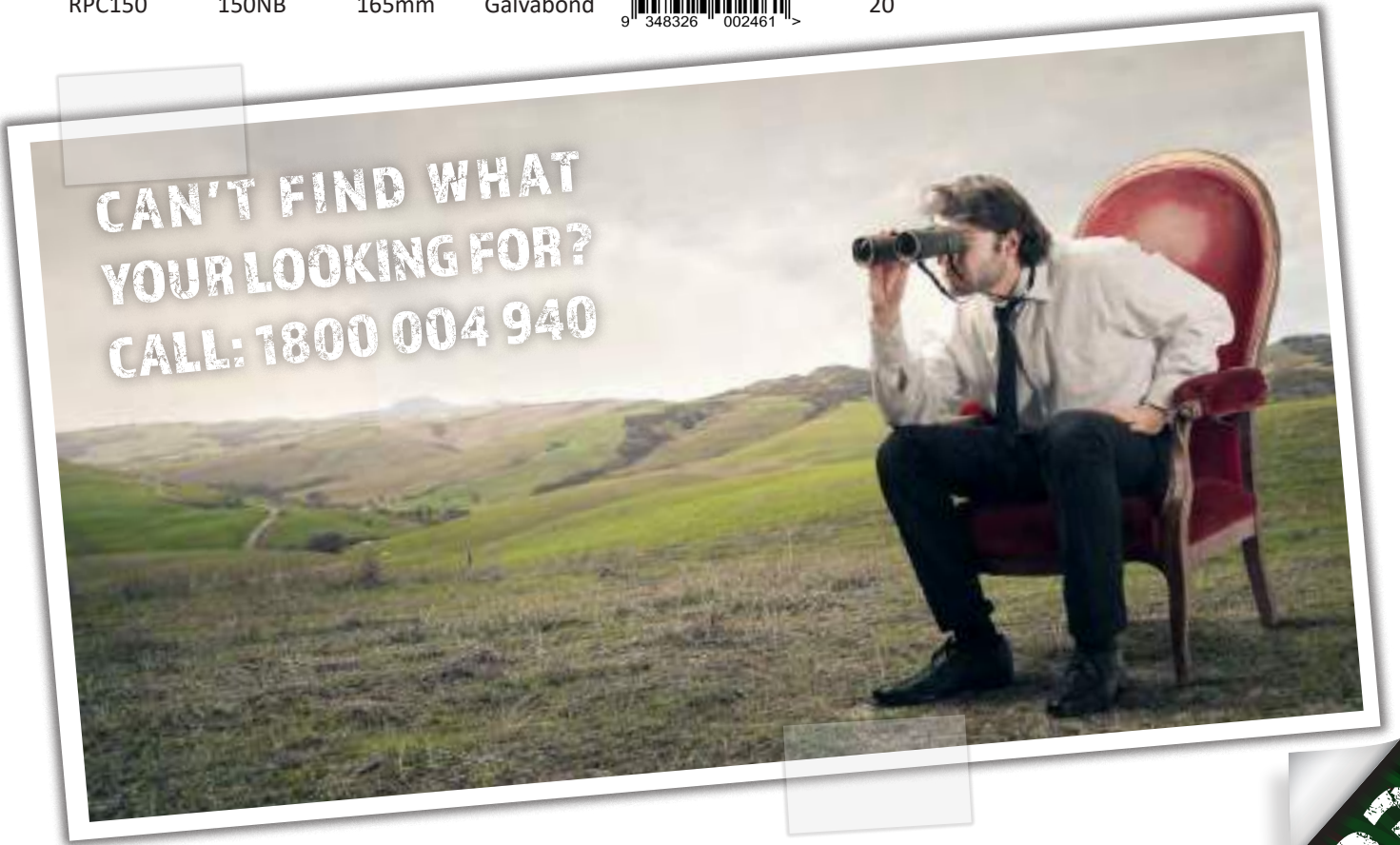

PLASTIC CAPS
 are available should
 you require them.











ROUND POST CAPS

CODE	SUIT	POST O.D	FINISH	BARCODE	BOX QTY
RPC020	20NB	27mm	Galvabond	 9 348326 002362 >	200
RPC025	25NB	34mm	Galvabond	 9 348326 002379 >	200
RPC032	32NB	42mm	Galvabond	 9 348326 002386 >	200
RPC040	40NB	48mm	Galvabond	 9 348326 002393 >	200
RPC050	50NB	60mm	Galvabond	 9 348326 002409 >	200
RPC065	65NB	76mm	Galvabond	 9 348326 002416 >	50
RPC080	80NB	89mm	Galvabond	 9 348326 002423 >	50
RPC090	90NB	102mm	Galvabond	 9 348326 002430 >	40
RPC100	100NB	114mm	Galvabond	 9 348326 002447 >	40
RPC125	125NB	140mm	Galvabond	 9 348326 002454 >	30
RPC150	150NB	165mm	Galvabond	 9 348326 002461 >	20



**CAN'T FIND WHAT
YOUR LOOKING FOR?
CALL: 1800 004 940**

→ 4





→ 4A

→ 5

RURAL FENCE FITTINGS

TWO WAY CATCHES



CODE	GATE	BASE SIZE (W X L)	FINISH	BARCODE	BOX QTY
TWC20	20NB	78 x 108mm	Zinc Plated	9 348326 002171 >	10
TWC25	25NB	94 x 118mm	Zinc Plated	9 348326 002188 >	10
TWC32	32NB	94 x 118mm	Zinc Plated	9 348326 002195 >	10



D LATCH

CODE	GATE	INCLUDES	FINISH	BARCODE	BOX QTY
BDLZP	Personal Access	1 Latch 1 Striker	Zinc Plated	9 348326 002164 >	10

PAD BOLTS



CODE	OVERALL LENGTH	PIN STICK OUT	FINISH	BARCODE	BOX QTY
PB100	100mm	25mm	Zinc Plated	9 348326 002218 >	10
PB150	150mm	60mm	Zinc Plated	9 348326 002225 >	10
PB200	200mm	60mm	Zinc Plated	9 348326 002232 >	10

LOCKABLE GATE DROP BOLT



CODE	OVERALL LENGTH	PIN Ø	FINISH	BARCODE	BOX QTY
GDB400	400mm	12mm	Galvanised	9 348326 002201 >	10

BOLT-ON BOTTOM PINS



CODE	GATE	PIN Ø	FINISH	BARCODE	BOX QTY
BOBP20	20NB	20mm	Galvanised	9 348326 002973 >	50
BOBP25	25NB	27mm	Galvanised	9 348326 002980 >	50
BOBP32	32NB	32mm	Galvanised	9 348326 002997 >	30

LONG PLATE GUDGEONS (WELD/SCREW-ON)

CODE	GATE	PIN Ø	FINISH	BARCODE	BOX QTY
WOG20L	20NB	20mm	Galvanised	9 348326 002928 >	50
WOG25L	25NB	27mm	Galvanised	9 348326 002935 >	50



WELD-ON U TYPE SADDLE & PIN (GATE KIT P54)

CODE	GATE	PIN Ø	TYPE	BARCODE	BOX QTY
UTS25	25NB	-	Saddle	9 348326 003048 >	25
UWOBP25	25NB	27mm	Bottom Pin	9 348326 003031 >	25



SCREW-IN/DRIVE-IN GUDGEON

CODE	GATE	PIN Ø	FINISH	BARCODE	BOX QTY
SDG25	25NB	27mm	Zinc Plated	9 348326 003055 >	25



TOP SADDLES

CODE	GATE	SADDLE ATTACH.	FINISH	BARCODE	BOX QTY
TS20HD	20NB	SA20	Galvanised	9 348326 003062 >	25
TS25HD	25NB	SA25	Galvanised	9 348326 003079 >	25
TSR25HD	25NB	SA25	Galvanised	9 348326 004762 >	25
TS32HD	32NB	SA32	Galvanised	9 348326 003086 >	20
TS40HD	40NB	-	Galvanised	9 348326 003093 >	20
TS50HD	50NB	-	Galvanised	9 348326 003109 >	20



SADDLE ATTACHMENTS


CODE	GATE	SUIT	FINISH	BARCODE	BOX QTY
SA20	20NB	TS20HD	Galvanised	9 348326 003116 >	25
SA25	25NB	TS25HD	Galvanised	9 348326 003123 >	25
SA32	32NB	TS32HD	Galvanised	9 348326 003130 >	20



RURAL FENCE FITTINGS



Patent Protected



“



WHOA!

What a great idea. It can be welded or screwed on, and it's super heavy duty!

”



TOP SADDLE & BACKING PLATE

CODE	GATE	INCLUDES	FINISH	BARCODE	BOX QTY
TSBP25HD	25NB	1 Top Saddle 1 Backing Plate 2 Bolts & Nuts	Galvanised	 9 348326 004892 >	25
SABP25	25NB	1 Backing Plate	Galvanised	 9 348326 004885 >	25


HOOK LATCHES

CODE	CHAIN LENGTH	LATCH TYPE	INCLUDES	BARCODE	BOX QTY
CL500	500mm	Standard Hook	1 Latch	9 348326 003185 >	25
CL700	700mm	Standard Hook	1 Latch	9 348326 004106 >	25
CLS500	500mm	Standard Hook	1 Latch 2 Staples	9 348326 003192 >	25
CLS700	700mm	Standard Hook	1 Latch 2 Staples	9 348326 004113 >	25
ST	-	-	1 Staple	9 348326 003178 >	50




SCREW-IN KNOB LATCH

CODE	CHAIN LENGTH	LATCH TYPE	INCLUDES	BARCODE	BOX QTY
KL350	350mm	Knob	1 Latch 1 Screw	9 348326 003161 >	25



SCREW-IN RING LATCH

CODE	CHAIN LENGTH	LATCH TYPE	INCLUDES	BARCODE	BOX QTY
SCLR350	350mm	Ring	1 Latch 1 Screw	9 348326 003208 >	25
SR12	-	-	1 Screw	9 348326 003215 >	25




SCREW-IN OVAL RING LATCH

CODE	CHAIN LENGTH	LATCH TYPE	INCLUDES	BARCODE	BOX QTY
ORL350	350mm	Oval	1 Latch 1 Screw	9 348326 004991 >	25



CONCRETE POST LATCH

CODE	CHAIN LENGTH	LATCH TYPE	INCLUDES	BARCODE	BOX QTY
BTCL500	500mm	Standard Hook	1 Latch 1 Eye Bolt	9 348326 003260 >	25



DOUBLE GATE BOW

CODE	GATE	INCLUDES	FINISH	BARCODE	BOX QTY
GB25	25NB	1 Gate Bow 1 Bolt & Nut	Galvanised	9 348326 003284 >	25



RURAL FENCE FITTINGS

SPRING HOOK LATCHES

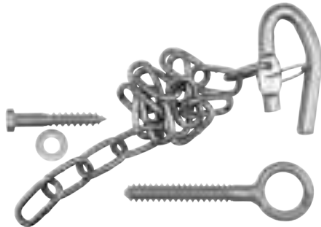


SPRING HOOK LATCHES

CODE	CHAIN LENGTH	LATCH TYPE	INCLUDES	BARCODE	BOX QTY
CL500S	500mm	Spring Hook	1 Latch	9 348326 003239	25
CL700S	700mm	Spring Hook	1 Latch	9 348326 004335	25
CLS500S	500mm	Spring Hook	1 Latch 2 Staples	9 348326 003246	25
CLS700S	700mm	Spring Hook	1 Latch 2 Staples	9 348326 004120	25




SCREW-IN RING LATCH - SPRING HOOK



CODE	CHAIN LENGTH	LATCH TYPE	INCLUDES	BARCODE	BOX QTY
SCLR500S	500mm	Spring Hook	1 Latch 1 Ring Screw	9 348326 003253	25

CONCRETE POST SPRING LATCH



CODE	CHAIN LENGTH	LATCH TYPE	INCLUDES	BARCODE	BOX QTY
BTSC500	500mm	Spring Hook	1 Latch 1 Eye Bolt	9 348326 003277	25



DURABLE

The spring is resistant to sideways movement due to its unique design, giving you superior strength and durability.



STOCK-PROOF

Not even the most cunning cow will lick this latch open. Yet, the spring tension is gentle enough to allow all ages to open it.





Registered Design

RURAL FENCE FITTINGS



DEEP DRILLERS

The screw on kits come with 4 deep driller screws. These are a premium screw, designed for fast, consistent screwing into thick steel.







IT'S EASY AS...

Whether you are screwing it on or welding it on, it's oh so easy. It can be attached to the post or the gate, in no time at all.



SCREW/WELD-ON CHAIN LATCH KIT

CODE	CHAIN LENGTH	LATCH TYPE	METHOD	INCLUDES	BARCODE	BOX QTY
SCLK350	350mm	Standard Hook	Screw-On	1 Latch, 1 Ring 1 Saddle, 4 Screws		25
WCLK350	350mm	Standard Hook	Weld-On	1 Latch, 1 Ring 1 Saddle		25
SCLK500S	500mm	Spring Hook	Screw-On	1 Latch, 1 Ring 1 Saddle, 4 Screws		25
WCLK500S	500mm	Spring Hook	Weld-On	1 Latch, 1 Ring 1 Saddle		25

BOLT-ON LATCHES




GOOD FOR
 1 GATE
 2 GATES
 3 GATES
 + MORE



ADJUSTABLE

The chain length can easily be adjusted. Simply remove the nut, place the desired link onto the bolt, and then tighten it back up. Simple.




CHAIN LENGTH

The BCL's are offered with either 500mm or 700mm chain, in hook latch, and spring hook latch options. These lengths ensure you can get around the post or multiple gates. Something that isn't available with alternative options.



BOLT-ON CHAIN LATCH KITS

CODE	GATE	CHAIN LENGTH	LATCH TYPE	INCLUDES	BARCODE	BOX QTY
BCL500	25NB	500mm	Standard Hook	1 Gate Clamp 1 Hook Latch	 9 348326 003291 >	25
BCL700	25NB	700mm	Standard Hook	1 Gate Clamp 1 Hook Latch	 9 348326 004472 >	25
BSCL500	25NB	500mm	Spring Hook	1 Gate Clamp 1 Spring Latch	 9 348326 003307 >	25
BSCL700	25NB	700mm	Spring Hook	1 Gate Clamp 1 Spring Latch	 9 348326 004489 >	25
BPL500	25NB	550mm	Pin	1 Gate Clamp 1 Pin Latch	 9 348326 004496 >	25

RURAL FENCE FITTINGS

HARDWOOD AUGERS

CODE	AUGER Ø	LENGTH	SCREW Ø	BARCODE	BOX QTY
HA10450	10mm	450mm	5mm	 9 348326 003703 >	5
HA11450	11mm	450mm	5mm	 9 348326 003710 >	5
HA12450	12mm	450mm	6.5mm	 9 348326 003727 >	5
HA13450	13mm	450mm	6.5mm	 9 348326 003734 >	5
HA14450	14mm	450mm	7.5mm	 9 348326 003741 >	5
HA16450	16mm	450mm	7.5mm	 9 348326 003758 >	5
HA18450	18mm	450mm	8mm	 9 348326 003765 >	5
HA20450	20mm	450mm	8mm	 9 348326 003772 >	5
HA22450	22mm	450mm	8mm	 9 348326 003789 >	5
HA25450	25mm	450mm	8mm	 9 348326 003796 >	5
HA28450	28mm	450mm	8mm	 9 348326 003802 >	5
HA32450	32mm	450mm	8mm	 9 348326 003819 >	5

IMPORTANT

Every brand of wood auger is engineered slightly different. It's critical that the auger is used how the manufacturer intended. There are 2 important features of these augers.

- 1) A coarse thread for faster penetration at low revs (250rpm). Let the auger do the work, all you need to do is hold the drill straight (don't try and push it through the post). If it's a big post, pull the auger out occasionally to help remove the wood chips.
- 2) A cutting head with obtuse angles. This decreases the frequency between sharpens, minimising your downtime.

GALVANISED vs ZINC PLATED

Hot dip galvanising or zinc plating can be used on anything from small nuts and bolts to large beams for buildings. The steel is put in a big bath, where the coating is applied. If it's galvanised, it will be dull grey and a little rough. A zinc plated product will be shiny and smooth. A hot dip galvanised product has the best protection against rust, even though it's a bit ugly.

Simple Simon.

Whether the steel is to be hot dip galvanised or zinc plated it is prepared in a similar way. The steel is cleaned to remove all oils, paint, grease, mill scale (small flakes of metal) and rust in a bath of acid.





Steel, when being hot dip galvanised is dipped into a 450°C bath of molten liquid zinc. The steel and the liquid zinc bond together because of the high temperature. The steel and the zinc become one. Zinc plating, on the other hand, is immersed in a cold chemical solution of zinc and uses an electrical current to apply a layer of zinc.

The thickness of the coating is measured in microns or micrometre's (μm). Zinc plating requires a minimum thickness of 5 μm (.005mm) and a maximum of 25 μm (.025mm). It would become too technical and expensive to coat the steel any thicker than this. Hot dip galvanising requires a minimum thickness of 45 μm (.045mm) and goes beyond 100 μm (.1mm)

A product that is hot dip galvanised will have a thicker coating, meaning it will last far longer. Hot dip galvanised coatings give superior protection against corrosion.

The fact that it says 'galvanised' doesn't mean it's 'hot dip galvanised'. Electro-galvanising is another term for zinc plating. So when you see 'galvanised' use your newly acquired knowledge to make sure it is hot dip galvanised and not electro-galvanised.

Boffin Bert.






→ 4A

→ 5

GATEKITS

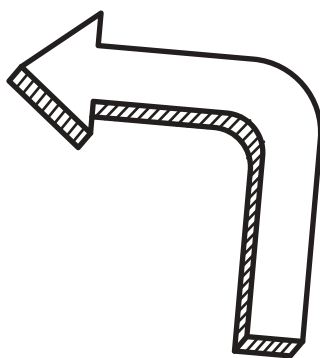
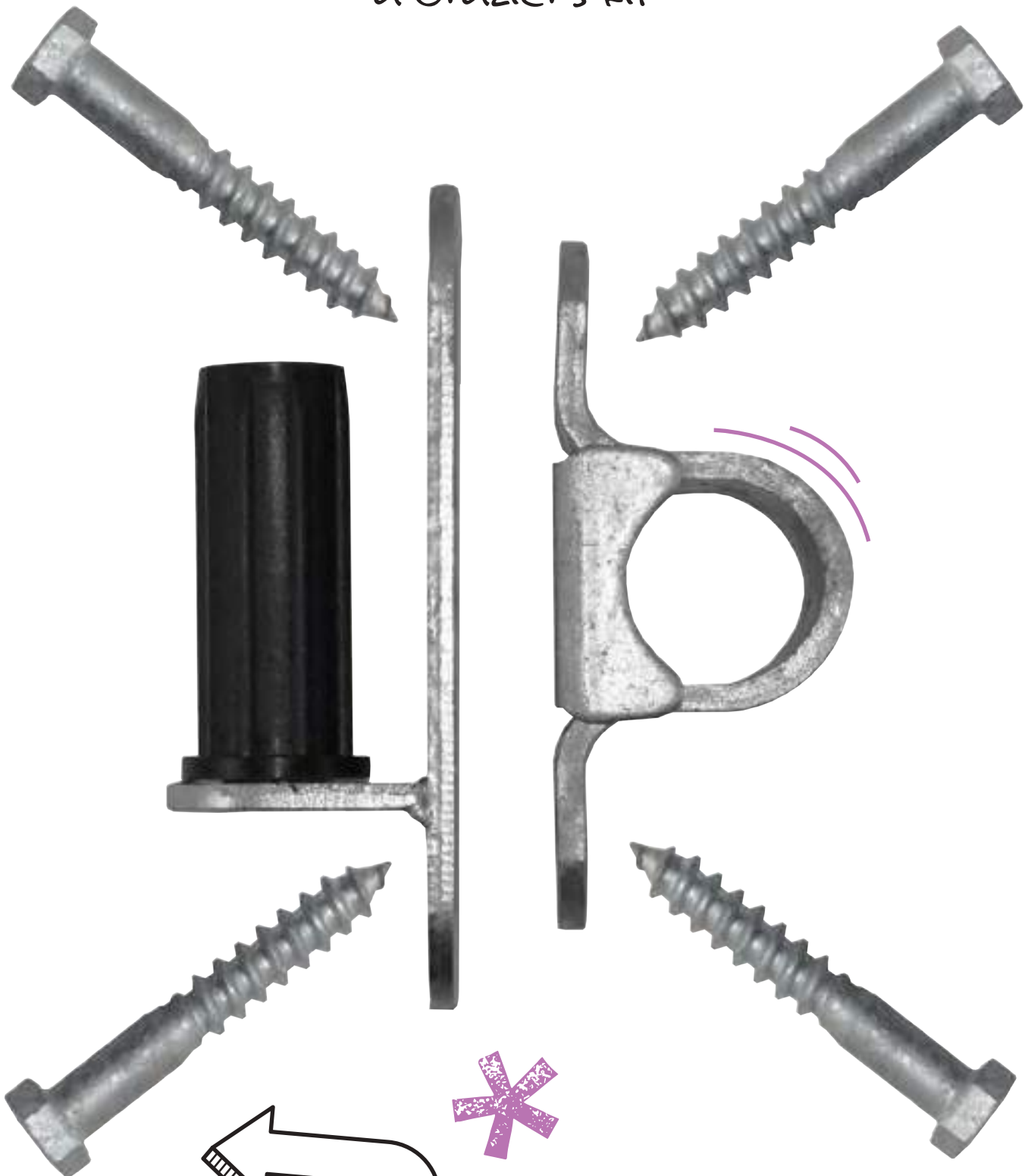
SCREW-ON TIMBER POST GATE KIT

CODE	GATE	POST	LATCH INCLUDED	LATCH CODE	BARCODE	BOX QTY
FG1	25NB	Any Size	-	-		10
FG1CLS	25NB	Any Size	Hook Latch	CLS500 (p29)		10
FG1CLSS	25NB	Any Size	Spring Hook Latch	CLS500S (p30)		10
FG1KL	25NB	Any Size	Knob Latch	KL350 (p29)		10
FG1SCLR	25NB	Any Size	Ring Latch	SCLR350 (p29)		10
FG1SCLRS	25NB	Any Size	Spring Ring Latch	SCLR500S (p30)		10
FG1ORL	25NB	Any Size	Oval Ring Latch	ORL350 (p29)		10



FIELD GATE KIT #1

a Grazier's kit



**LATCH
OPTIONS**

GATE KITS

SCREW-ON TIMBER POST GATE KIT

CODE	GATE	POST	LATCH INCLUDED	LATCH CODE	BARCODE	BOX QTY
FG4	25NB	Any Size	-	-		10
FG4CLS	25NB	Any Size	Hook Latch	CLS500 (p29)		10
FG4CLSS	25NB	Any Size	Spring Hook Latch	CLS500S (p30)		10
FG4KL	25NB	Any Size	Knob Latch	KL350 (p29)		10
FG4SCLR	25NB	Any Size	Ring Latch	SCLR350 (p29)		10
FG4SCLRS	25NB	Any Size	Spring Ring Latch	SCLR500S (p30)		10
FG4ORL	25NB	Any Size	Oval Ring Latch	ORL350 (p29)		10



FIELD GATE KIT #4

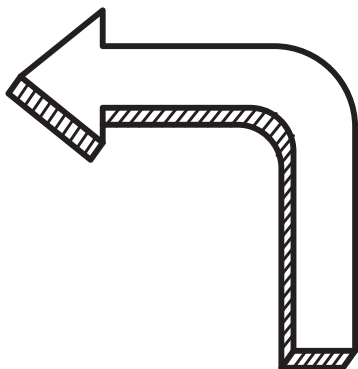
a Grazier's kit

“

INCLUDES

12 x 75mm coach screws. These are 20% stronger than those supplied with alternative kits.

”



**LATCH
OPTIONS**

GATE KITS

FIELD GATE KIT #3

a Cattleman's kit

BOLT-THRU TIMBER POST GATE KIT

CODE	GATE	POST Ø	LATCH INCLUDED	LATCH CODE	BARCODE	BOX QTY
FG3E275	25NB	<275mm	-	-	9 348326 005233 >	10
FG3E27525CLS	25NB	<275mm	Hook Latch	CLS500 (p29)	9 348326 004090 >	10
FG3E27525CLSS	25NB	<275mm	Spring Hook Latch	CLS500S (p30)	9 348326 004243 >	10
FG3E27525KL	25NB	<275mm	Knob Latch	KL350 (p29)	9 348326 004519 >	10
FG3E27525SCLR	25NB	<275mm	Ring Latch	SCLR350 (p29)	9 348326 004526 >	10
FG3E27525SCLRS	25NB	<275mm	Spring Ring Latch	SCLR500S (p30)	9 348326 004533 >	10
FG3E27525ORL	25NB	<275mm	Oval Ring Latch	ORL350 (p29)	9 348326 005004 >	10
FG3E400	25NB	<400mm	-	-	9 348326 005240 >	10
FG3E40025CLS	25NB	<400mm	Hook Latch	CLS500 (p29)	9 348326 003321 >	10
FG3E40025CLSS	25NB	<400mm	Spring Hook Latch	CLS500S (p30)	9 348326 004236 >	10
FG3E40025KL	25NB	<400mm	Knob Latch	KL350 (p29)	9 348326 004540 >	10
FG3E40025SCLR	25NB	<400mm	Ring Latch	SCLR350 (p29)	9 348326 004328 >	10
FG3E40025SCLRS	25NB	<400mm	Spring Ring Latch	SCLR500S (p30)	9 348326 004557 >	10
FG3E40025ORL	25NB	<400mm	Oval Ring Latch	ORL350 (p29)	9 348326 005011 >	10



EE
INCLUDES
 large 50mm \varnothing washers.
 This ensures the gate kit
 doesn't pull through the post.
JJ



GATE KITS

BOLT-THRU LOW LOC TIMBER POST GATE KIT

CODE	GATE	POST Ø	LATCH INCLUDED	LATCH CODE	BARCODE	BOX QTY
FG3LL400	25NB	<400mm	-	-		10
FG3LL40025CLS	25NB	<400mm	Hook Latch	CLS500 (p29)		10
FG3LL40025CLSS	25NB	<400mm	Spring Hook Latch	CLS500S (p30)		10
FG3LL40025KL	25NB	<400mm	Knob Latch	KL350 (p29)		10
FG3LL40025SCLR	25NB	<400mm	Ring Latch	SCLR350 (p29)		10
FG3LL40025SCLRS	25NB	<400mm	Spring Ring Latch	SCLR500S (p30)		10
FG3LL40025ORL	25NB	<400mm	Oval Ring Latch	ORL350 (p29)		10



FIELD GATE KIT #3

the **LOW LOC** kit



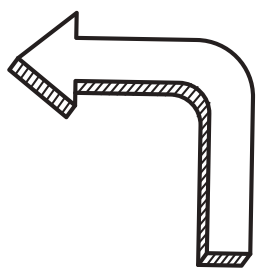
INCLUDES
large 50mm ϕ washers.
This ensures the gate kit
doesn't pull through the post.

SCAN to watch
the VIDEO



CAN'T GO UNDER

The Low-Loc (east-west) design enables you to get your gate close to the ground. This helps you keep stock in and predators out.



**LATCH
OPTIONS**

GATE KITS


HEAVY DUTY BOLT-THRU TIMBER POST GATE KIT

CODE	GATE	POST Ø	LATCH INCLUDED	LATCH CODE	BARCODE	BOX QTY
FG3400	25NB	<400mm	-	-	 9 348326 005257 >	6
FG340025CLS	25NB	<400mm	Hook Latch	CLS500 (p29)	 9 348326 003314 >	6
FG340025CLSS	25NB	<400mm	Spring Hook Latch	CLS500S (p30)	 9 348326 004229 >	6
FG340025KL	25NB	<400mm	Knob Latch	KL350 (p29)	 9 348326 004601 >	6
FG340025SCLR	25NB	<400mm	Ring Latch	SCLR350 (p29)	 9 348326 004618 >	6
FG340025SCLRS	25NB	<400mm	Spring Ring Latch	SCLR500S (p30)	 9 348326 004625 >	6
FG340025ORL	25NB	<400mm	Oval Ring Latch	ORL350 (p29)	 9 348326 005332 >	6



FIELD GATE KIT #3

the Cattleman's kit




— EE — YEAH, IT'S TOUGH

This kit features a heavy duty 20mm \varnothing thread. That's 25% more steel than traditional bolt-thru timber post gate kits. Whether you have big livestock, big gates, or just like the best, this is the gate kit for you!



INCLUDES

A 6mm D shackle is included in kits with a hook latch and staples. This allows you to knock the staple in first and then attach the hook latch. A small thing that makes your life that little bit easier.



GATEKITS

FIELD GATE KIT #5 the bolt-on angle post kit



ADJUSTABLE

The bottom gudgeon pin on this bolt-on angle post gate kit has the ability to move backwards and forwards. This allows you to slightly raise or lower your gate. Now, you can get the swing just right.



FITS
all 75mm
angle posts

BOLT-ON ADJUSTABLE ANGLE POST GATE KIT

CODE	GATE	POST	LATCH INCLUDED	LATCH CODE	BARCODE	BOX QTY
FG5	25NB	75mm Angle	Hook Latch	CL500 (p29)	 9 348326 003345 >	10

-NEWSFLASH-

BARCODES AVAILABLE

on loose items. Conditions apply.




DISPLAY BOXES AVAILABLE

Call: 1800 004 940



GATEKITS

BOLT-ON ADJUSTABLE ROUND POST HINGE SET

CODE	GATE	POST	LATCH INCLUDED	LATCH CODE	BARCODE	BOX QTY
FG6080	25NB	80NB	-	-	 9 348326 003352 >	10
FG6100	25NB	100NB	-	-	 9 348326 003369 >	10
FG6150	25NB	150NB	-	-	 9 348326 004366 >	10



ADJUSTABLE

The bottom gudgeon pin on this bolt-on round post gate kit has the ability to move backwards and forwards. This allows you to slightly raise or lower your gate. Now, you can get the swing just right.



#1 SELLER

There are tens of thousands of FG6's scattered around the country, all doing one thing really well. Smoothly swinging gates. They do this effortlessly, thanks to their design and the 20% extra strength they have over alternative kits.





FIELD GATE KIT #6

the bolt-on round post kit

FF

SIMPLE

The FG6 can be installed in minutes, with no welding or drilling. All you need is a shifter. Because this is a bolt-on gate kit, it can be taken off, adjusted, turned around, etc. at any time, easily.



””


Patent Protected



FF

ANTI-BRUISE




The interlocking design of the FG6 is smooth, with no protrusions. It's one less thing that could cause damage to your valuable stock.



””

GATEKITS

BOLT-THRU CONCRETE POST GATE KIT

CODE	GATE	POST	LATCH INCLUDED	LATCH CODE	BARCODE	BOX QTY
FG9	25NB	300mm	-	-		10
FG9BTCL	25NB	300mm	Bolt-Thru Hook Latch	BTCL500 (p29)		10
FG9BTSC	25NB	300mm	Bolt-Thru Spring Latch	BTSC500 (p30)		10

GG
INCLUDES
 large 50mm \varnothing washers.
 This ensures the gate kit
 doesn't pull through the post.
JJ



**LATCH
 OPTIONS**



FIELD GATE KIT #9

a bolt-thru concrete post kit



GATE KITS

WELD-ON U TYPE GATE KIT

CODE	GATE	POST	LATCH INCLUDED	LATCH CODE	BARCODE	BOX QTY
FG10	25NB	Any Size	-	-		10
FG10BCL	25NB	Any Size	Bolt-On Hook Latch	BCL500 (p33)		10
FG10BSCL	25NB	Any Size	Bolt-On Spring Latch	BSCL500 (p33)		10
FG10BPL	25NB	Any Size	Bolt-On Pin Latch	BPL500 (p33)		10
FG10SCL	25NB	Any Size	Screw-On Latch	SCLK350 (p32)		10
FG10SCLS	25NB	Any Size	Screw-On Spring Latch	SCLK500S (p32)		10
FG10WCL	25NB	Any Size	Weld-On Latch	WCLK350 (p32)		10
FG10WCLS	25NB	Any Size	Weld-On Spring Latch	WCLK500S (p32)		10





FIELD GATE KIT #10

a weld-on gate kit

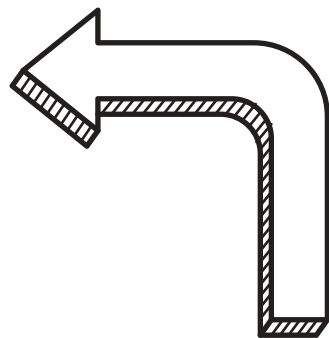


SECURE & AFFORDABLE

once the FG10 is welded onto the post, you have a secure gate which will stand the test of time. For a very affordable price, you get a simple, versatile, and robust hinge set.



INDIVIDUALS
The FG10 can be purchased
as separate items on page 27



**LATCH
OPTIONS**

GATE KITS

WELD-ON TOP SADDLE BACKING PLATE GATE KIT

CODE	GATE	POST Ø	LATCH INCLUDED	LATCH CODE	BARCODE	BOX QTY
FG11	25NB	Any Size	-	-		10
FG11BCL	25NB	Any Size	Bolt-On Hook Latch	BCL500 (p33)		10
FG11BSCL	25NB	Any Size	Bolt-On Spring Latch	BSCL500 (p33)		10
FG11BPL	25NB	Any Size	Bolt-On Pin Latch	BPL500 (p33)		10
FG11SCL	25NB	Any Size	Screw-On Latch	SCLK350 (p32)		10
FG11SCLS	25NB	Any Size	Screw-On Spring Latch	SCLK500S (p32)		10
FG11WCL	25NB	Any Size	Weld-On Latch	WCLK350 (p32)		10
FG11WCLS	25NB	Any Size	Weld-On Spring Latch	WCLK500S (p32)		10



FIELD GATE KIT #11

a weld-on gate kit

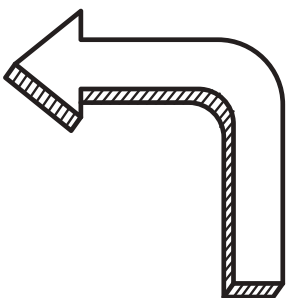



INCLUDES

M12x30 cuphead bolts. Make sure to push these through the backing plate prior to welding it onto the post. By keeping the kit as small as possible, you get more strength and less chance of stock damage from protrusions.



SEE MORE
of the top saddle and
backing plate on page 28



LATCH OPTIONS











ALL ROUNDER

The FG11 can be welded to any post; round, square, angle, or screwed to a timber post.



→ 4











→ 4A

→ 5

STAYTIGHT

TWIST-TIGHT POST & STAY CONNECTORS

CODE	POST Ø	STAY Ø	STAY SECTION	WALL THICKNESS	BARCODE	PACK QTY
PSC8040	80NB (89mm O.D)	40NB (48mm O.D)	Extra Light	2.3mm	 9 348326 003956 >	20
PSC8040M	80NB (89mm O.D)	40NB (48mm O.D)	Medium	3.2mm	 9 348326 003963 >	20
PSC8050	80NB (89mm O.D)	50NB (60mm O.D)	Extra Light	2.3mm	 9 348326 003970 >	20
PSC10040	100NB (114mm O.D)	40NB (48mm O.D)	Extra Light	2.3mm	 9 348326 003987 >	20
PSC10040M	100NB (114mm O.D)	40NB (48mm O.D)	Medium	3.2mm	 9 348326 003994 >	20
PSC10050	100NB (114mm O.D)	50NB (60mm O.D)	Extra Light	2.3mm	 9 348326 004007 >	20

TWIST TIGHT®

STRONG

The Twist-Tight post and stay connectors have been designed specifically for farm fences, not security fences. One bolt secures the tongue and clamps down onto the post. A bolt is far more secure than just pushing a stay into a pre-drilled hole. The tongue also goes 125mm down into the stay, significantly increasing the strength and effectiveness of the clamp.

ANTI-BRUISE

The smooth, interlocking design of the Twist-Tight clamp eliminates the risk of livestock damage.

NO WELDING OR DRILLING

All that is needed to install a Twist-Tight clamp is a shifter. It couldn't be easier.

ALTERNATIVES

Compared to alternative options the Twist-Tight clamp is the most flexible, allowing for adjustment at any stage of the fences lifespan. This is not possible with a stay that has been welded or inserted into pre-drilled holes.

OBVIOUS OLLY.

What a Catch
- 2017 -









Patent Protected




STAYTIGHT

FITTING KITS

CODE	POST Ø	STAY Ø	STAY SECTION	WALL THICKNESS	BARCODE	PACK QTY
SSFK8040	80NB (89mm O.D)	40NB (48mm O.D)	Extra Light	2.3mm	 9 348326 003895 >	5
SSFK8040M	80NB (89mm O.D)	40NB (48mm O.D)	Medium	3.2mm	 9 348326 003901 >	5
SSFK8050	80NB (89mm O.D)	50NB (60mm O.D)	Extra Light	2.3mm	 9 348326 003918 >	5
SSFK10040	100NB (114mm O.D)	40NB (48mm O.D)	Extra Light	2.3mm	 9 348326 003925 >	5
SSFK10040M	100NB (114mm O.D)	40NB (48mm O.D)	Medium	3.2mm	 9 348326 003932 >	5
SSFK10050	100NB (114mm O.D)	50NB (60mm O.D)	Extra Light	2.3mm	 9 348326 003949 >	5

INCLUDES: Cap, Post & Stay Connector, Footplate, & Tension Cable Assembly

TIMBER (PINE) POST FITTING KIT

CODE	POST Ø	STAY Ø	STAY SECTION	WALL THICKNESS	BARCODE	PACK QTY
SSFKPP	Timber Post (up to 250mm)	50NB (60mm O.D)	Extra Light	2.3mm	 9 348326 004915 >	5

INCLUDES: Stay Connector, Footplate, & Tension Cable Assembly

SIMPLE

To achieve professional results doesn't usually mean minimal effort. However, with the Staytight fitting kit system, this is exactly what you get. There is no need for welding or drilling. All that's required is 5 minutes and a shifter. Yes, there are more civilised tools that will make the job even easier, but a shifter will get you through.

continued...



FLEXIBLE

The Staytight fitting kit provides you with all the advantages of the Staytight end assembly system but allows you to supply the pipe. All you need to do is let us know what posts and stays you have (pipe diameter chart on page 75) and how many you want, and we'll sort the rest.

ADJUSTABLE

The Twist Tight post and stay connector and the tension cable are both adjustable. By using Staytight, you have complete control. The stay can be adjusted to suit any angle or any height. The lean on the strainer post/strain on the wire can be adjusted at any time by simply adjusting the tension on the cable. All this adjustment is possible with just a shifter. By now you will have realised that this amount of adjustment is just not possible with other systems, especially if it has been welded, where there is no adjustment.

Posts move over time; some areas are worse than others (depending on the makeup of the soil). Time and time again it's been proven that it's not the diameter of the post that eliminates movement but the depth of the strainer post and the way it's supported. With the Staytight system, if/when the post does move, you can make quick and easy adjustments with the tension cable to rectify the problem.

PRACTICAL PETE.



EE FOOTPLATES


All Staytight footplates measure 400x300mm. Not too big, not too small, not too heavy, not too light. Just right!



5 KITS
PER
BOX




STAYTIGHT

NON-DRIVABLE ROUND POST END ASSEMBLY KITS

CODE	POST Ø	WALL THICKNESS	LENGTH	STAY Ø	WALL THICKNESS	LENGTH	BARCODE	PACK QTY
RSAT802.6	80NB (89mm O.D)	2.6mm	2100mm (7')	40NB (48mm O.D)	2.3mm	3250mm (11')	 9 348326 003567 >	10
RSATHD802.6	80NB (89mm O.D)	2.6mm	2100mm (7')	50NB (60mm O.D)	2.3mm	3250mm (11')	 9 348326 003549 >	10
RSAT3.2	100NB (114mm O.D)	3.2mm	2100mm (7')	40NB (48mm O.D)	2.3mm	3250mm (11')	 9 348326 003581 >	10
RSATHD3.2	100NB (114mm O.D)	3.2mm	2100mm (7')	50NB (60mm O.D)	2.3mm	3250mm (11')	 9 348326 003604 >	10



INCLUDES: Post, Cap, Stay, Post & Stay Connector, Footplate, & Tension Assembly

DRIVABLE ROUND POST END ASSEMBLY KITS

CODE	POST Ø	WALL THICKNESS	LENGTH	STAY Ø	WALL THICKNESS	LENGTH	BARCODE	PACK QTY
RSAT804.0	80NB (89mm O.D)	4mm	2100mm (7')	40NB (48mm O.D)	2.3mm	3250mm (11')	 9 348326 003574 >	10
RSATHD804.0	80NB (89mm O.D)	4mm	2100mm (7')	50NB (60mm O.D)	2.3mm	3250mm (11')	 9 348326 004786 >	10
RSAT4.5	100NB (114mm O.D)	4.5mm	2400mm (8')	40NB (48mm O.D)	2.3mm	3250mm (11')	 9 348326 003598 >	10
RSATHD4.5	100NB (114mm O.D)	4.5mm	2400mm (8')	50NB (60mm O.D)	2.3mm	3250mm (11')	 9 348326 003611 >	10

INCLUDES: Post, Cap, Stay, Post & Stay Connector, Footplate, & Tension Assembly

STAY KITS (FOR CORNERS)

CODE	POST Ø	WALL THICKNESS	LENGTH	STAY Ø	WALL THICKNESS	LENGTH	BARCODE	PACK QTY
RSK40	-	-	-	40NB (48mm O.D)	2.3mm	3250mm (11')	 9 348326 004175 >	10
RSK50	-	-	-	50NB (60mm O.D)	2.3mm	3250mm (11')	 9 348326 004168 >	10

INCLUDES: Stay, Post & Stay Connector, Footplate, & Tension Assembly





**SCAN to watch
the VIDEO**

STAYTIGHT



DRIVE TIGHT

DRIVE-TIGHT POST END ASSEMBLY KITS

CODE	POST Ø	WALL THICKNESS	LENGTH	STAY Ø	WALL THICKNESS	LENGTH	BARCODE	PACK QTY
RSATDT	100NB (114mm O.D)	4.5mm	2100mm (7')	40NB (48mm O.D)	2.3mm	3250mm (11')	 9 348326 004694 >	10
RSATHDDT	100NB (114mm O.D)	4.5mm	2100mm (7')	50NB (60mm O.D)	2.3mm	3250mm (11')	 9 348326 004700 >	10

INCLUDES: Post, Cap, Stay, Post & Stay Connector, Footplate, & Tension Assembly

STAY KITS (FOR CORNERS)

CODE	POST Ø	WALL THICKNESS	LENGTH	STAY Ø	WALL THICKNESS	LENGTH	BARCODE	PACK QTY
RSK40	-	-	-	40NB (48mm O.D)	2.3mm	3250mm (11')	 9 348326 004175 >	10
RSK50	-	-	-	50NB (60mm O.D)	2.3mm	3250mm (11')	 9 348326 004168 >	10

INCLUDES: Stay, Post & Stay Connector, Footplate, & Tension Assembly



DRIVE-TIGHT POST DRIVER

CODE	SUIT	LENGTH	WEIGHT	BARCODE	PACK QTY
DTPD	<100NB Post	810mm	17kg	 9 348326 004793 >	1

GATE KIT

You can find the round post gate kit on page 50.

INSTRUCTIONS

To find out how to install a Drive-Tight end assembly in 7 easy steps go to page 73.



Patent Protected



SCAN to watch
the VIDEO



STAYTIGHT

ANGLE POST END ASSEMBLY KITS

CODE	POST	WALL THICKNESS	LENGTH	STAY Ø	WALL THICKNESS	LENGTH	BARCODE	PACK QTY
SAT40	75mm Angle	6mm	2250mm (7.5')	40NB (48mm O.D)	2.3mm	3250mm (11')	9 348326 003512 >	10
SAT50	75mm Angle	6mm	2250mm (7.5')	50NB (60mm O.D)	2.3mm	3250mm (11')	9 348326 003505 >	10

INCLUDES: Post, Stay, Stay Connector (tongue), Footplate, & Tension Assembly

STAY KITS (FOR CORNERS)

CODE	POST	WALL THICKNESS	LENGTH	STAY Ø	WALL THICKNESS	LENGTH	BARCODE	PACK QTY
ASK40	-	-	-	40NB (48mm O.D)	2.3mm	3250mm (11')	9 348326 004861 >	10
ASK50	-	-	-	50NB (60mm O.D)	2.3mm	3250mm (11')	9 348326 004878 >	10

INCLUDES: Stay, Stay Connector (tongue), Footplate, & Tension Assembly



ANGLE POST DRIVER

CODE	SUIT	LENGTH	WEIGHT	BARCODE	PACK QTY
SAPD	75mm Angle Post	900mm	12kg	9 348326 002157 >	1

GATE KIT
 You can find the angle post gate kit on page 48.


INSTRUCTIONS

To find out how to install an angle post assembly in 7 steps go to page 73.





STAYTIGHT

TIMBER (PINE) POST STAY KITS (W/TENSION CABLE)

CODE	POST Ø	WALL THICKNESS	LENGTH	STAY Ø	WALL THICKNESS	LENGTH	BARCODE	PACK QTY
PPSK50	<250mm	-	-	50NB (60mm O.D)	2.3mm	3250mm (11')	 9 348326 005271 >	10

INCLUDES: Stay, Stay Connector, Footplate, & Tension Cable Assembly

TIMBER POST STAY KITS (W/TENSION ROD)

CODE	POST Ø	WALL THICKNESS	LENGTH	STAY Ø	WALL THICKNESS	LENGTH	BARCODE	PACK QTY
TSK40	>250mm	-	-	40NB (48mm O.D)	2.3mm	3250mm (11')	 9 348326 003550 >	10
TSK50	>250mm	-	-	50NB (60mm O.D)	2.3mm	3250mm (11')	 9 348326 003543 >	10

INCLUDES: Stay, Stay Connector, Footplate, & Tension Rod

VERTICAL vs. HORIZONTAL NOTCHES

The best way to install a steel stay into a timber post is with a Twist-Tight stay connector. What type of notch to do is the question. The easiest way to notch a post is to make a vertical cut, but is it the best? Over time timber posts split. If the post splits where the vertical notch is, there's a chance that the stay will slowly make it's way to the top of the post and pop out. However, if the Twist-Tight tongue is inserted horizontally (opposite page), there is no way this can happen.

LOGICAL LAURIE.

P.S. I honestly believe that if you value your time, aesthetics, and your back, steel stays are the only way to go.









**SCAN to watch
the VIDEO**





STAYTIGHT




INDIVIDUAL POSTS

CODE	POST	WALL THICKNESS	LENGTH	DESCRIPTION	BARCODE	PACK QTY
RSP802.6	80NB (89mm O.D)	2.6mm	2100mm (7')	80NB Non-Drivable Strainer Post (Inc. Cap)		10
RSP804.0	80NB (89mm O.D)	4mm	2100mm (7')	80NB Drivable Strainer Post (Inc. Cap)		10
RSP1003.2	100NB (114mm O.D)	3.2mm	2100mm (7')	100NB Non-Drivable Strainer Post (Inc. Cap)		10
RSP1004.5	100NB (114mm O.D)	4.5mm	2400mm (8')	100NB Drivable Strainer Post (Inc. Cap)		10
RSPDT100	100NB (114mm O.D)	4.5mm	2100mm (7')	100NB DRIVE-TIGHT Strainer Post (Inc. Cap & Anchor Lugs)		10
SP6	75 x 75mm	6mm	2250mm (7.5')	75mm Drivable Angle Post		10



INDIVIDUAL STAYS

CODE	STAY	WALL THICKNESS	LENGTH	DESCRIPTION	BARCODE	PACK QTY
GS	40NB (48mm O.D)	2.3mm	3250mm (11')	40NB Stay		10
GSHD	50NB (60mm O.D)	2.3mm	3250mm (11')	50NB Stay		10
TTGS	40NB (48mm O.D)	2.3mm	3250mm (11')	40NB Twist-Tight Stay (Inc. Stay & Twist-Tight Tongue)		10
TTGSHD	50NB (60mm O.D)	2.3mm	3250mm (11')	50NB TWIST-TIGHT STAY (Inc. Stay & Twist-Tight Tongue)		10


TENSION ASSEMBLIES

CODE	FOOTPLATE (W X L)	POST	TYPE	DESCRIPTION	BARCODE	PACK QTY
TCA	300 x 400mm	<165mm	Cable (Stainless Steel)	Tension Cable Assembly (Inc. Footplate & Cable)		10
TCAPP	300 x 400mm	<250mm	Cable (Stainless Steel)	Pine Post Tension Cable Assembly (Inc. Footplate & Cable)		10
TA	300 x 400mm	>250mm	Rod (Galvanised)	Tension Rod Assembly (Inc. Footplate & Rod)		10

POST DRIVERS

CODE	SUIT	LENGTH	WEIGHT	DESCRIPTION	BARCODE	PACK QTY
DTPD	<100NB Round Post	810mm	17kg	Drive-Tight Post Driver	 9 348326 004793 >	1
SAPD	<75mm Angle Post	900mm	12kg	Angle Post Driver	 9 348326 002157 >	1

TUBE SPANNER

CODE	LENGTH	NUT	DRIVE	BARCODE	PACK QTY
STS	410mm	18mm (M12)	1/2"	 9 348326 003697 >	1



HOW TO INSTALL AN END ASSEMBLY


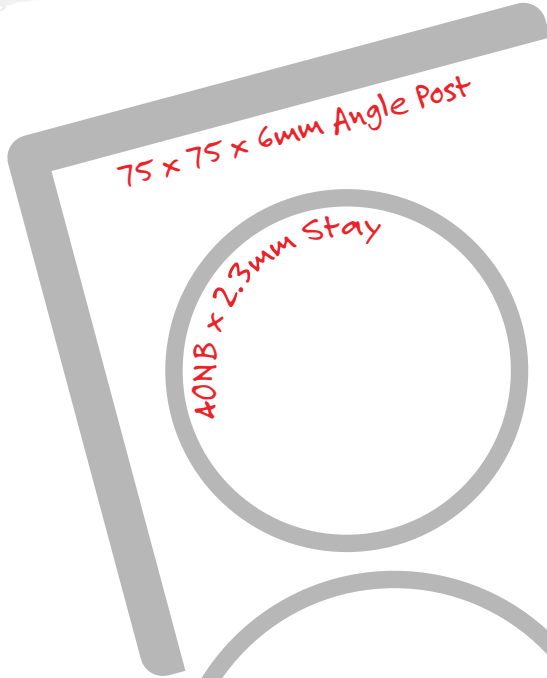
- 1)** Drive in or concrete in the strainer post (depending on your post). If you are using a Drive-Tight post or an angle post, first dig a shallow hole. The hole should be about 300mm round and 150mm deep. Now drive the post into the hole until the anchor pin lugs are just below ground level. Then drive 1/2 length star pickets in at 45° angles to anchor the post down.
- 2)** Place the tension cable loop over the strainer post and lower it to the ground. Now walk the cable and eye-bolt out to where the footplate will be.
- 3)** Attach the stay to the strainer post using the Twist-Tight post and stay connector provided (angle posts only require the tongue and the M12 bolt provided).
- 4)** Now insert the tongue on the footplate into the bottom of the stay.
- 5)** Next, push the eye-bolt through the hole in the footplate tongue and loosely thread the nut on.
- 6)** Position the stay so that it is pointing in the same direction that the fence will travel.
- 7)** Finally, tighten up the nut on the Twist-Tight post clamp and the nut on the eye bolt until there is no slack in the cable. Test the tension of the cable by stepping on it. The cable should spring back when you take your foot off.

LOGICAL LAURIE.

SCAN to watch
the VIDEO



STAYTIGHT



WHAT IS NOMINAL BORE?

The bore is the hollow section of the pipe. Nominal refers to the approximate measurement of the bore.

Pipe was originally measured in inches. 100NB pipe works out to be exactly 4.5 inches (4.5(inches) x 25.4(mm/inch) = 114.3mm). That is why the O.D can't be simple number like 100mm.




There are regulations that govern the outside diameter (O.D) of pipe. So, to allow for different wall thicknesses in the manufacturing of pipe there had to be variable. That was the inside diameter (I.D) of the pipe.

EGGHEAD ERNIE.

PIPE DIAMETER CHART

NOMINAL BORE (NB)	SECTION	WALL THICKNESS (MM)	OUTSIDE DIAMETER (O.D)
20NB	Extra Light	2.0	27mm
	Light	2.3	
	Medium	2.6	
	Heavy	3.2	
25NB	Extra Light	2.0	34mm
	Light	2.6	
	Medium	3.2	
	Heavy	4.0	
32NB	Extra Light	2.0	42mm
	Light	2.6	
	Medium	3.2	
	Heavy	4.0	
40NB	Extra Light*	2.3	48mm
	Light	2.9	
	Medium*	3.2	
	Heavy	4.0	
50NB	Extra Light*	2.3	60mm
	Light	2.9	
	Medium	3.6	
	Heavy	4.5	
65NB	Extra Light	2.3	76mm
	Light	3.2	
	Medium	3.6	
	Heavy	4.5	
80NB	Extra Light*	2.6	89mm
	Light	3.2	
	Medium*	4.0	
	Heavy	5.0	
90NB	Extra Light	2.6	102mm
	Light	3.2	
	Medium	4.0	
	Heavy	5.0	
100NB	Extra Light*	3.2	114mm
	Light	3.6	
	Medium*	4.5	
	Heavy	5.4	
125NB	Extra Light	3.0	140mm
	Light	3.5	
	Medium	5.0	
	Heavy	5.4	
150NB	Extra Light	3.0	165mm
	Light	3.5	
	Medium	5.0	
	Heavy	5.4	

* STAYTIGHT pipe sizes





→ 4A

→ 5

INDEX

A		H		S (cont.)	
Angle Post Gate Kit	48	Hardwood Augers	34	Striker Plates	6
Angle Post End Assemblies	68-69	Hinges		Swivel Eye Spring Hooks	14
Anti Loose Latches	5	- <i>Ball Bearing</i>	4		
Auger Bits	34	- <i>Bullet</i>	4		
		- <i>Butt</i>	5	T	
B		- <i>Gate Kits</i>	38-57	Tees	18
Backing Plate (Top Saddle)	28	- <i>Gudgeons</i>	26-27	Timber Post Gate Kits	38-47
Ball Bearing Hinges	4	- <i>Weld-On</i>	4	Timber Post End Assemblies	70-71
Bolt-On Chain Latches	33	Hook + Eye Turnbuckle	14	Top Saddles	27-28
Bolt-On Gate Kits	48-51	Hook Latches	29-31	- <i>Saddle Attachments</i>	27-28
Bolt-On Gudgeons	26-27			Tube Spanner	73
Bullet Hinges	4			Turnbuckles	14
Butt Hinges	5	K		Twist-Tight Connectors	60-61
		Knob Latch	29	Two Way Catches	26
C					
Cam Latches	6	O		U	
Cattle Rail Post Cap	22	Over Centre Latches	5	U-Type Hinge	27
Chain Catches	8	Oval Ring Latch	29		
Chain Latches	29-33			W	
- <i>Bolt-On Latches</i>	33	P		Weld-On Bottom Pin	26-27
- <i>Hook Latches</i>	29-31	Pad Bolts	26	Weld-On Chain Catch	8
- <i>Knob Latch</i>	29	Panel Clips	7	Weld-On Gate Kits	54-57
- <i>Oval Ring Latch</i>	29	Pin Latch (Bolt-On)	33	Weld-On Gudgeons	26-27
- <i>Ring Latch</i>	29	Pine Post End Assemblies	70-71	Weld-On Hinges	4
- <i>Spring Hook Latches</i>	30-31	Pipe Diameter Chart	74-75	Weld-On Hook Latch	32
- <i>Concrete Post Latch</i>	29-30	Pipe Fittings (Bolt-On)	18-19	Weld-On Top Saddle	27-28
Chain	12	- <i>Corners</i>	19	Wire Rope	15
Cleats (25,40,50mm)	7	- <i>Crosses</i>	19	Wire Rope Grips	15
Concrete Post Gate Kits	52-53	- <i>Tees</i>	18		
Corners	19	Post Caps	22-23	Z	
Crosses	19			Zinc Plated Chain	12
		Q			
D		Quick Links	13		
D Latch	26				
D Shackles	12-13	R			
- <i>Standard</i>	12	Rated "D" Shackles	13		
- <i>Rated</i>	13	Ring Latch	29-31		
Drivable Round Post	64-67	Round Post Caps	23		
Drive Tight End Assemblies	66-67	Round Post Gate Kit	50-51		
Drop Bolt	26	Round Post End Assemblies	64-67		
Drop Pins	7	Round Top Saddle	27		
E		S			
Eye + Eye Turnbuckle	14	Saddle Attachments	27-28		
		Screw-In Gudgeon	27		
F		Screw-On Gate Kit	38-41		
Fitting Kits (StayTight)	62-63	Screw-On Hook Latch	32		
		Sheepyard Panel Clips	7		
G		Snap Hooks	13		
Galvanised Chain	12	Sliding Gate Castor	7		
Galvanised Wire Rope	15	Spring Bolts	5		
Gate Bow	29	Spring Hook Latches	30-31		
Gate Castor	7	Square Post Caps	22		
Gate Drop Bolt	26	StayTight	60-75		
Gate Kits	38-57	- <i>Angle Post Kits</i>	68-69		
Gudgeons	26-27	- <i>Drive Tight Kits</i>	66-67		
		- <i>Fitting Kits</i>	62-63		
		- <i>Round Post Kits</i>	64.65		
		- <i>Timber Post Kits (Inc. Pine Post)</i>	70-71		
		- <i>Twist-Tight</i>	60-61		

**CAN'T FIND WHAT YOU'RE LOOKING FOR?
DON'T BURY YOUR HEAD IN THE SAND!
CALL: 1800 004 940**





THE



END

GET IN TOUCH WITH US

**87 Seaton Street,
ARMIDALE NSW 2350**

T: 1800 004 940

T: 02 6772 0400

F: 02 6772 0405

E: sales@rotechproducts.com.au