

METALCORP

Everything in Steel

The Rural Brand for the Land



We are Australian made
We are Australian owned
That's what we call Australian

LIVESTOCK & FARM PRODUCT CATALOGUE

Australian Manufacturers and Distributors of a full range of rural products, steel tube & pipe & accessories

ONLINE ORDERING NOW AVAILABLE
LOOK INSIDE FOR DETAILS

 100% SECURE

 PICKUP or DELIVERY

 AUSTRALIAN MADE



metalcorp.com.au

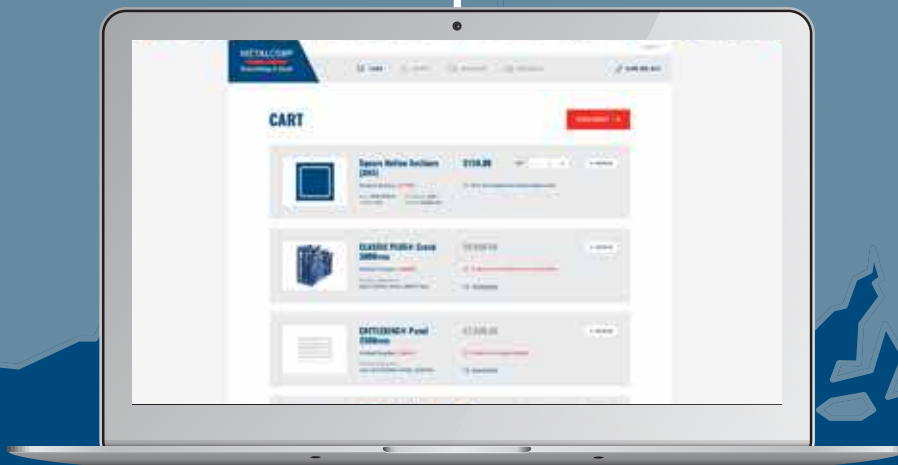
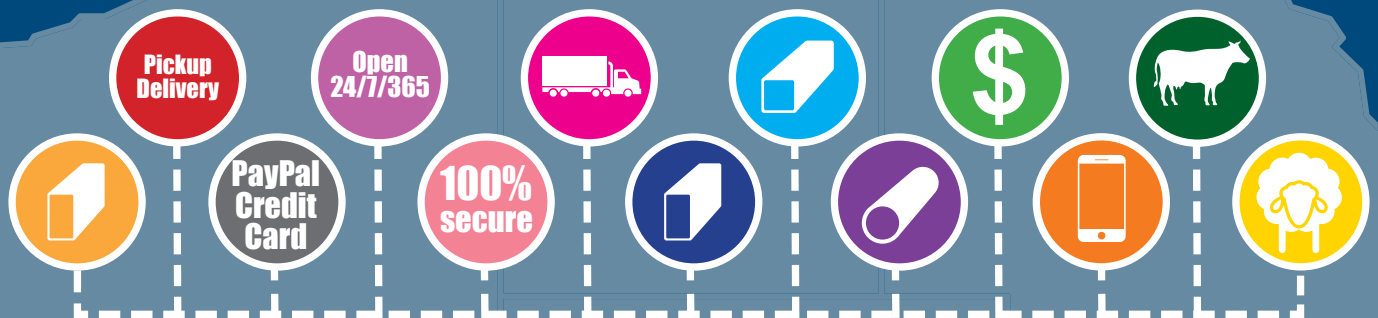
1300 306 204

 business of
BLUESCOPE

Our eCommerce Website is

NOW HERE!

On a computer, tablet or mobile device near you.
Go to www.metalcorp.com.au



- ✓ Convenient ordering 24/7/365 from any location via your preferred device.
- ✓ Secure online transactions.
- ✓ Delivery or branch pick-up*.
- ✓ Wide range of products.
- ✓ Talk to your branch for more details.

*Conditions apply. Subject to availability.



View Website
Use camera on your phone
to view QR code

Your Rural Brand for the Land, order online now

METALCORP

Everything in Steel

The Rural Brand for the Land

LIVESTOCK & FARM PRODUCTS CATALOGUE

CONTENTS

CATTLE	CATTLE CRUSH RANGE.....	4 - 6
	CATTLE CRUSH ACCESSORIES.....	7 - 8
	RURAL PRODUCT GUIDE 101.....	9
	CATTLE RAMPS and ACCESSORIES.....	10 - 13
	DRAFT and FORCE RANGE.....	14 - 15
	CATTLE YARD RANGE - CATTLEKING®.....	16 - 19
	CATTLE YARD RANGE - CATTLEMASTER®.....	20 - 22
	CATTLE YARD RANGE - STUDMASTER®.....	23 - 25
	CATTLE YARD RANGE - STOCKMASTER®.....	26 - 27
	CATTLE YARDS.....	28 - 29
SHEEP	SHEEP RAMPS and ACCESSORIES.....	30 - 31
	SHEEPDRAFTS.....	32
	SHEEP YARD RANGE - SHEEPKING®.....	33 - 35
	SHEEP YARD RANGE - SHEEPMASTER®.....	36 - 37
	SHEEP YARDS.....	38 - 39
	GOAT YARD RANGE.....	40
	HORSE YARD RANGE.....	41
	LIVESTOCK FEEDERS.....	42 - 43
	CATTLE GRID - CATTLEKING®.....	44
	GATES RANGE.....	46 - 47
FENCING ACCESSORIES.....	48 - 52	
PAINT SUPPLIES.....	53	
WELDING and GRINDING SUPPLIES.....	54	
BUILDING ACCESSORIES.....	55	
BUILDING MATERIAL.....	56 - 57	
BRANCH CONTACT DETAILS.....	59	

Metalcorp is an Australian Rural Product & Steel Distribution business that is into everything in steel.

Our extensive product range includes Livestock Handling Equipment, Building Materials, Structural & Tubular steel, Fencing, Roofing, Aluminium and more.

Our commitment is to supply competitively priced products, to operate in a safe environment and to deliver outstanding customer service. The successful outcomes of this commitment has enabled Metalcorp to become a leading metals & fabricated products distribution business.

Metalcorp operates across Australia with branches and stockists in Queensland, New South Wales, Victoria, South Australia, Western Australia, ACT and Tasmania.

At Metalcorp, we are your Rural Brand for the Land.



Metalcorp continues to supports the National Centre for Farmer Health

Metalcorp is the Rural Brand for the Land, where links with the community is a key part of the strength of the brand. The National Centre for Farmer Health's vision is to make a difference to farmers lives by improving health, wellbeing (mental health) and safety on the farm.

Metalcorp supports the National Centre for Farmer Health to enable them to continue their research work and provide health services to the rural farming community.

A first for the rural sector, a range of Metalcorp's livestock handling equipment has received a "Safe Farming" Tick of Approval by the National Centre for Farmer Health. Look for the APPROVED FOR SAFE FARMING sticker on approved products.





CLASSIC PLUS® Crush

Top of the range heavy duty crush with full vet facilities. Designed to completely immobilise cattle quickly and efficiently, with a double sided parallel squeeze keeping safety top of mind.

Features:

- 3720mm (L).
- 1200mm (W).
- 2200mm (H).
- 720mm (Internal).
- 787kg (Weight).
- Forward & rear headbail operation.
- Reliable ratchet headbail operation.
- Rear operation lever for squeeze.
- Fully sheeted rear slide gate with one touch mechanism.
- Anti-reverse mechanism.
- Walk-through vet section.
- Foot operated lower vet door (operating side).
- Needle gate.
- Split operating gates on both sides.
- Made from Australian steel.
- Chin bar included.

Optional Accessories:

- Balk gate – Pin on (refer page 7).
- Gal drop in floor (refer page 8).
- Cattle crush roof kit (refer page 8).
- Offside available - Surcharge applies.
- Recommend install on level concrete slab and off ground.
- Painted finish (Available on request, not stocked).

GAL - **PRODUCT NUMBER: 183834**
PAINTED - **PRODUCT NUMBER: 143333**



NATIONAL CENTRE FOR
FARMER
HEALTH





CATTLEMASTER® Crush

One of our most popular crushes, a genuine all-rounder. Heavy duty construction.

Features:

- 3720mm (L).
- 1200mm (W).
- 2200mm (H).
- 720mm (Internal).
- 667kg (Weight).
- Forward & rear headbail operation.
- Reliable ratchet headbail operation.
- Fully sheeted rear slide gate with one touch mechanism.
- Anti-reverse mechanism.
- Walk-through vet section.
- Foot operated lower vet door (operating side).
- Needle gate.
- Split operating gates on both sides.
- Made from Australian steel.
- Chin bar included.

Optional Accessories:

- Balk gate – Pin on (refer page 7).
- Gal drop in floor (refer page 8).
- Cattle crush roof kit (refer page 8).
- Offside available - Surcharge applies.
- Recommend install on level concrete slab and off ground.
- Painted finish (Available on request, not stocked).

GAL - **PRODUCT NUMBER: 203980**
PAINTED - **PRODUCT NUMBER: 155761**



NATIONAL CENTRE FOR
FARMER
HEALTH



APPROVED FOR
SAFE
FARMING



HOBBYMASTER® Crush

Our economy Vet crush, loaded with key features to suit all veterinarian requirements.

Features:

- 3720mm (L).
- 1200mm (W).
- 2100mm (H).
- 720mm (Internal).
- 578kg (Weight).
- Forward & rear headbail lever operation.
- Reliable ratchet headbail locking mechanism.
- Walk-through vet section.
- Split operating gates on both sides with 20mm cam catches.
- Sheeted lower section.
- Chin bar included.

Optional Accessories:

- Gal drop in floor (refer page 8).
- Balk gate – Pin on (refer page 9).
- Cattle crush roof kit (refer page 8).
- Offside available - Surcharge applies.

GAL - **PRODUCT NUMBER: 181598**





Heavy Duty Headbail

Features:

- 2100mm (L).
- 1200mm (W).
- 400mm (H).
- 720mm (Internal).
- Solid Gal sheeted baffles.
- Chin lift.

Optional Accessories:

- Bulk gate – Pin on (refer below).

PRODUCT NUMBER: 181599



NATIONAL CENTRE FOR
FARMER
HEALTH



APPROVED FOR
SAFE
FARMING



Heavy Duty Bulk Gate

Features:

- Solid Gal construction.
- Made from 32NB Gal pipe.
- Fully sealed ends.
- Easily mounted on front of crush.

GAL - **PRODUCT NUMBER: 206970**
PAINTED - **PRODUCT NUMBER: 172396**





Cattle Crush Roof Kit

Features:

- Skillion design fits directly to crush unit.

PRODUCT NUMBER: 231591

Optional Accessories:

- Roof kit is a special order, non stock item.



AUSTRALIAN MADE

Drop in Floor

Features:

- Heavy duty drop in floor module.
- Suits all current crush designs. (Won't fit older models).
- Non slip solid design.

PRODUCT NUMBER: 186708

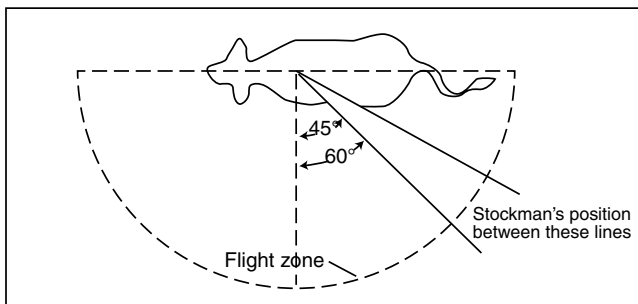


CATTLE BEHAVIOUR & PLANNING HINTS

Consider the following points when planning yards and handling cattle:

- The side of the race you prefer to work (most right-handers usually prefer the near side, that is, the left side).
- The side on which calves are branded (a mirror image of most plans will change these first two aspects).
- Ease of application of electronic ear tags requires free access to off-side of head bail.
- Cattle follow a curve more readily than a straight line.
- Turns more than 90° reduce cattle flow and increase bruising.
- Have a fence that provides a visual barrier for cattle if they have to be worked past cattle in an adjoining yard.
- Cattle become bewildered & more nervous if they cannot see or are not allowed the time to see where they are required to go.
- Cattle often will not flow through a gateway if the path is back past the entrance gate.
- Visual barrier fences usually result in better cattle flow and fewer attempts to break out, provided the fences do not block the view of where the cattle are required to go.
- Cattle work better on a slight uphill slope.
- Avoid substantial downhill slopes.
- Cattle are more likely to flow into a deep yard (draw in).
- Gate approaches should be 90° or less.

Cattle have 360° panoramic vision with poor depth perception and a smaller visual field (25° to 50°) in front in which they have depth perception. Where possible work at 45° to 60° behind the shoulder of the animal you wish to move, that is, the lead animal.



Department of Primary Industries and Fisheries, Queensland

WORKER SAFETY IN YARDS

There are several reasons why workplace health and safety in cattle yard designs should be considered:

- The safety of workers, family and visitors
- Defence in common law litigation
- Legislative requirements
- Work efficiency

Animal stress is a major cause of worker injury, as well as having a negative impact on carcass quality. Some design and construction may reduce the chances of worker injury.

- Use material of sufficient strength and durability.
- Provide easy operator escape avenues from yards such as man ways, foot holes and open rail construction.
- Allow sufficient space to avoid overcrowding cattle.
- Plan yards so that animals can see a clear path in the required direction.
- Avoid sharp or protruding objects in the yards.
- Consider possible injury from veterinary crush levers and gates.

- Have a walkway beside loading ramps.
- Redesign features that cause shadows and reduce the free flow of animals.
- Position gates to reduce chance of workers getting stuck.
- Avoid noisy equipment, materials and constructions.
- Where horses are used, ensure that cap rails are well above the rider's height.
- Avoid using slippery material in walk areas.
- Consider plans that enable stock to be worked from outside forcing areas.
- Plan to minimise dust.

ANIMAL BEHAVIOUR AND WELFARE

Animal welfare is an important issue for cattle producers as they are responsible for the animal in their care. They must provide the basic needs of water, food, shelter and safety for their animals. Some important welfare / behaviour features include the use of cooling yards, curved races, sheeting, visual barriers, regular cooling yards, curved races, sheeting, visual barriers, regular maintenance, the removal of protrusions and noise reduction. The supply of adequate water and feed trough space is essential. National Codes of Practice for the welfare of animals are generally available from State Departments of Primary Industries or Agriculture.

YARD LOCATION

Ideally, yards should be centrally located, with the holding paddock having direct access to as many strategically placed smaller yards or portable yards. A site with loam or gravel soil is preferable to one with heavy clay soils, as the loam and gravel soils are less boggy and generally less dusty. Reduce the risk of stock theft by having all vehicle access to yards passing within view of the house.

HISTORY OF METALCORP

For over 40 years, Metalcorp has been involved with Cattle Management systems. In 1967, Ashley Moore diversified into the merchandising of steel products. Over many years, a number of mergers and rebranding saw M.I. Steel expand to several states, with Metalcorp Limited formed and floated on the stockmarket in 1997. In 2000 Metalcorp was purchased by the Smorgon Group before finally becoming part of BlueScope. We remain as Metalcorp because of the strength of the brand name and good reputation in the rural sector.

Our early efforts into cattle management saw a dedicated company; Carinya Products; produce our much sought after range of cattle crushes, ramps and panels. Carinya Products was absorbed into the M.I. Steel group before being sold to run as a separate identity.

For many years, Metalcorp has been seen at field days and shows where whole cattle yards have been erected to promote our products to the man on the land. The philosophy has been to get the people to touch and to try the variety of cattle handling equipment that is on offer from Metalcorp.



CATTLEKING® Deluxe Ramp

Our top of the line heavy duty ramp, designed with continuous flow and high volume loading and unloading of cattle in mind.

Features:

- 5200mm (L).
- 2145mm (W).
- 3465mm (H).
- 745mm (Internal).
- Heavy duty construction, manufactured from 115mm x 42mm non-bruise oval rail.
- Non slip walkway with safety rail and access ladder standard.
- Timber floor.
- Manway gate at top of ramp for easy access to race and truck.
- Overhead bracing for additional strength.
- Levelled loading platform at top of ramp.

Optional Extras:

- Walkway can be provided on either side OR both upon request.
- Can have fully sheeted sides (surcharge applies).

RH - **PRODUCT NUMBER: 185820**

LH - **PRODUCT NUMBER: 232097**



CATTLEKING® Bolt on Extension



CATTLEKING® Ramp Walkway Extension

Features:

- 5400mm (L).
- 2150mm (W).
- 3500mm (H).
- Modular construction for ease of transport.
- Made up of 3 components.
- Ramp walkway extension consists of:
 - CATTLEKING® fixed ramp.
 - CATTLEKING® ramp bolt on extension.
 - CATTLEKING® slide on walkway.

PRODUCT NUMBER: 242460





CATTLEKING® Fixed Load Ramp

Heavy duty. Designed with safety in mind for both operator and beast. Our most popular fixed height model, suited for all applications.

Features:

- 3660mm (L).
- 990mm (W).
- 3140mm (H).
- 760mm (Internal).
- Manufactured from 115mm x 42mm non-bruise oval rail.
- Gal sheeted sides.
- Timber floor.
- Overhead bracing for additional strength.

Optional Accessories:

- CATTLEKING® slide on walkway (refer page 12).
- CATTLEKING® bolt on extension (refer page 12).

PRODUCT NUMBER: 185807



CATTLEKING® Adjustable Load Ramp with Rubber

Heavy duty. Designed with safety in mind for both operator and beast, featuring Metalcorp's unique spring assisted adjustment system.

Features:

- 3660mm (L).
- 990mm (W).
- 3305 (H).
- 760mm (Internal).
- Rubber in fills to take up any gaps between truck and ramp, closing up the view of the animal.
- Includes Metalcorp's unique spring assisted adjustment system.
- Two hand adjustment operation, with dual pin locking system.
- Manufactured from 115mm x 42mm non-bruise oval rail.
- Gal sheeted sides.
- Timber floor.
- Overhead bracing for additional strength.

PRODUCT NUMBER: 235711



CATTLEKING® Ramp Bolt On Extension

Features:

- 2140mm (L).
- 1640mm (W).
- 3160mm (H).
- 760mm (Internal).
- Can be used on either LH or RH figuration.
- Designed to be fitted on the front of the CATTLEKING® fixed ramp.

PRODUCT NUMBER: 183863



CATTLEKING® Slide On Walkway

Features:

- 3700mm (L).
- 620mm (W).
- 150mm (H).
- Designed to be added to either side of the CATTLEKING® fixed ramps.

PRODUCT NUMBER: 187895





STOCKMASTER® Adjustable Ramp

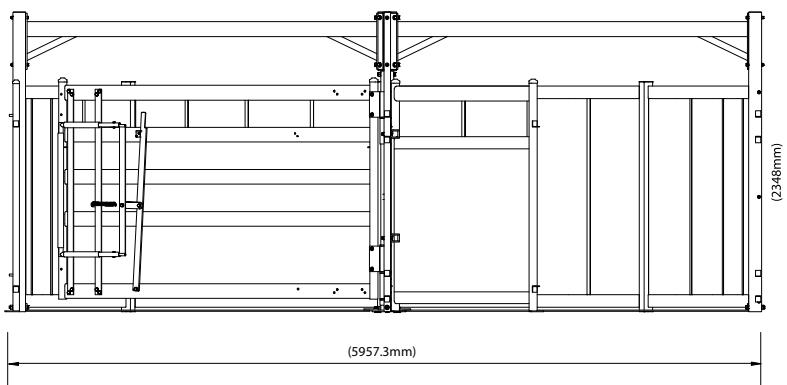
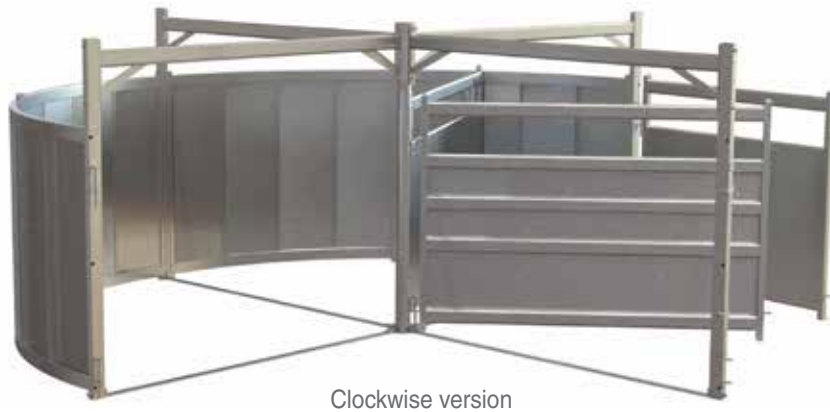
Heavy duty, extra wide, manually adjustable ramp.

Features:

- 3316mm (L).
- 1135mm (W).
- 3176mm (H).
- 805mm (Internal).
- Wider than normal ramps for larger animals.
- Manually adjustable.
- Includes rear gate.
- Heavy duty.
- Checker plate floor with wooden cleats.
- High Gal sheeted sides so animals do not kick out or catch legs.

PRODUCT NUMBER: 178899





CATTLEKING® Rotary Force

Designed for the safe and effective flow of cattle in the lead up to the race, reducing stress on livestock by separating operator and beast.

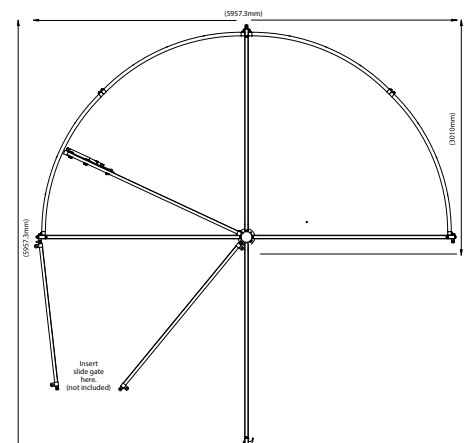
Features:

- 2870mm (Internal radius).
- 1800mm (High sides).
- 1 gate with independent operation.
- 180° force operation.
- Clockwise and anti-clockwise available.
- Fully sheeted for livestock handling ease and safe operation.
- Safety lock forcing gates.
- Breaks down to be transportable.
 - 1500mm (H).
 - 2200mm (L).
 - 1800mm (W).

Optional Accessories:

- CATTLEKING® slide gate. (refer page 19).

PRODUCT NUMBER: 212193





CATTLEMASTER® Safe-T-Force

Suitable for any sized cattle operation, designed with operator and animal safety in mind. It assists with the easy flow of cattle into your race or loading facility, making a stress free working area while reducing bruising with fully sheeted sides.

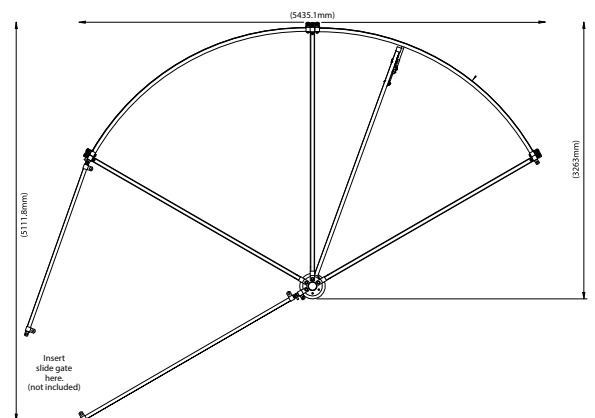
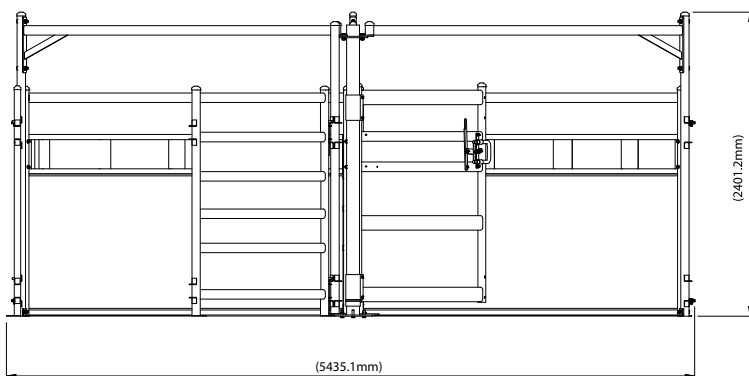
Features:

- 2970mm (Internal radius).
- 1800mm (High sides).
- 120° gate operation.
- Clockwise and anti-clockwise available.
- Sheeted for safety.
- Easy to erect.
- Anti-backing locking mechanism on gate for operator safety.
- Breaks down to be transportable.
 - 1500mm (H).
 - 3000mm (L).
 - 1800mm (W).

Optional Accessories:

- Add extra curve kit to make 180° Force.
- CATTLEMASTER® slide gate. (refer page 21).

PRODUCT NUMBER: 215711



CATTLEKING® Yard Range

Heavy duty top of the range yard components. Designed for safety with both the operator and livestock in mind. Our most popular range suited to any application. CATTLEKING® panels are manufactured in Australia from high strength Australian steel. This durable 5 rails system is strong and offers great visual deterrent.

Features:

- Heavy duty 5 rail system - 1800mm high.
- 115mm x 42mm x 2mm rails / 50mm x 50mm x 2mm stiles.
- Visual block rating 32%.
- Capped top & bottom.
- Lugs for ground pinning.
- Panel size range 2250mm, 2500mm & 3100mm.
- All panels can be connected to other Metalcorp brand panels. This is handy where a heavy panel is needed in the race and lighter panel can be used in the holding area.
- Australian made.
- Electrogalvanised Australian steel.



CATTLEKING® Panel

- 2250mm (W).
- 1800mm (H).

PRODUCT NUMBER: 188547

- 2500mm (W).
- 1800mm (H).

PRODUCT NUMBER: 188549

- 3100mm (W).
- 1800mm (H).

PRODUCT NUMBER: 183844




CATTLEKING® Blind Panel

- 2500mm (W).
- 1800mm (H).

PRODUCT NUMBER: 223043






CATTLEKING® Gate-in-Frame

Features:

- 2500mm (W).
- 2400mm (H).
- Metalcorp's double action hinge system.
- 27mm hinges.
- 5 rail system, great visual deterrent.
- 8mm thick flat bar along the ground.

PRODUCT NUMBER: 192315




CATTLEKING® Double Gate-in-Frame

Features:

- 5000mm (W).
- 2400mm (H).
- Metalcorp's double action hinge system.
- 27mm hinges.
- 5 rail system, great visual deterrent.
- Heavy duty Gal construction.
- Allows for high flow in to the yards.
- 8mm thick flat bar along the ground.

PRODUCT NUMBER: 202815





CATTLEKING® Manway Panel

Features:

- 2500mm (W).
- 2400mm (H).
- Eliminate the need of climbing over panels.

PRODUCT NUMBER: 188550



CATTLEKING® Force Bow

Features:

- 2500mm (W).
- 2400mm (H).
- 8mm thick flat bar along the ground.

PRODUCT NUMBER: 211887





CATTLEKING® Manway Gate

Features:

- 920mm (W).
- 2400mm (H).

PRODUCT NUMBER: 203570



CATTLEKING® Slide Gate

Features:

- 1233mm (W).
- 2400mm (H).
- 775mm (Internal).
- Telescopic design.

PRODUCT NUMBER: 188546



CATTLEKING® Race Bow

Features:

- 850mm (W).
- 2400mm (H).
- 750mm (Internal).

PRODUCT NUMBER: 200903



CATTLEMASTER® Yard Range

Medium duty yard components. Designed for safety with both the operator and livestock in mind. A popular range designed with portability in mind suited to many applications. CATTLEMASTER® panels are manufactured in Australia from high strength Australian steel. This durable 6 rails system is lighter but still strong offering good visual deterrent and a low bruise environment.

Features:

- Medium duty 6 rail system - 1800mm high.
- 75mm x 40mm x 1.6mm rails / 50mm x 50mm x 2.0mm stiles.
- Visual block rating 25%.
- Capped top & bottom.
- Lugs for ground pinning.
- Panel size range 2250mm & 2500mm.
- All panels can be connected to other Metalcorp brand panels. This is handy where a heavy panel is needed in the race and lighter panel can be used in the holding area.
- Australian made.
- Electrogalvanised Australian steel.



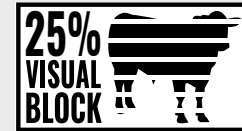
CATTLEMASTER® Panel

- 2250mm (W).
- 1800mm (H).

PRODUCT NUMBER: 186867

- 2500mm (W).
- 1800mm (H).

PRODUCT NUMBER: 185794





CATTLEMASTER® Gate-In-Frame

Features:

- 2500mm (W).
- 2400mm (H).
- Metalcorp's double action hinge system.
- 27mm hinges.

PRODUCT NUMBER: 186868





CATTLEMASTER® Double Gate-In-Frame

Features:

- 5000mm (W).
- 2400mm (H).
- Metalcorp's double action hinge system.
- 27mm hinges.
- Allows for high flow in to the yards.

PRODUCT NUMBER: 230727



CATTLEMASTER® Manway Panel

Features:

- 2500mm (W).
- 2400mm (H).
- Eliminate the need of climbing over panels.

PRODUCT NUMBER: 188551





CATTLEMASTER® Manway Gate

Features:

- 920mm (W).
- 2400mm (H).

PRODUCT NUMBER: 193282



CATTLEMASTER® Slide Gate

Features:

- 1233mm (W).
- 2400mm (H).
- 775mm (Internal).

PRODUCT NUMBER: 230448



CATTLEMASTER® Race Bow

Features:

- 800mm (W).
- 2400mm (H).
- 750mm (Internal).

PRODUCT NUMBER: 230237




STUDMASTER® Yard Range

Heavy duty pipe yard components. Designed for safety with both the operator and livestock in mind. A popular range designed to suit to many applications. STUDMASTER® panels are manufactured in Australia using 60.3mm OD x 2.3mm wall thickness Hot Dipped Galvanised steel. This 6 rail system is built to take the hard knocks.

Features:

- Heavy duty 6 rail system - 1800mm high.
- 60.3mm OD x 2.3mm HDG rails & stiles.
- Visual block rating 20%.
- Capped top & bottom.
- Lugs for ground pinning.
- Panel size range 2250mm, 2500mm & 3370mm.
- All panels can be connected to other Metalcorp brand panels. This is handy where a heavy panel is needed in the race and lighter panel can be used in the holding area.
- Australian made.
- Hot Dipped Galvanised steel.



STUDMASTER® Panel

- 2250mm (W).
- 1800mm (H).


PRODUCT NUMBER: 133725

- 2500mm (W).
- 1800mm (H).

PRODUCT NUMBER: 173038

- 3370mm (W).
- 1800mm (H).

PRODUCT NUMBER: 183862




STUDMASTER® Gate-in-Frame

Features:

- 2500mm (W).
- 2400mm (H).
- Metalcorp's double action hinge system.
- 27mm hinges.

PRODUCT NUMBER: 173047






STUDMASTER® Double Gate-in-Frame

Features:

- 5000mm (W).
- 2400mm (H).
- Metalcorp's double action hinge system.
- 27mm hinges.
- Allows for high flow in to the yards.

PRODUCT NUMBER: 185809




STUDMASTER® Manway Panel

Features:

- 2500mm (W).
- 2400mm (H).
- Eliminate the need of climbing over panels.

PRODUCT NUMBER: 198180





STUDMASTER® Manway Gate

Features:

- 955mm (W).
- 2400mm (H).

PRODUCT NUMBER: 173042



STUDMASTER® Slide Gate

Features:

- 1213mm (W).
- 2400mm (H).
- 735mm (Internal).

PRODUCT NUMBER: 183865



STUDMASTER® Race Bow

Features:

- 820mm (W).
- 2400mm (H).
- 760mm (Internal).

PRODUCT NUMBER: 173041




STOCKMASTER® Yard Range

Medium duty pipe yard components. A popular range designed with portability in mind, suited to many applications. STOCKMASTER® panels are manufactured in Australia using 42.4mm OD x 2mm wall thickness using Hot Dipped Galvanised steel. This durable 6 rail system is lighter but still offers a secure and safe environment to work in. It a good economical option for smaller producers with low pressure cattle.

Features:

- Medium duty 6 rail system - 1800mm high.
- 42.4mm OD x 2mm HDG rails & stiles.
- Visual block rating 14%.
- Capped top & bottom.
- Lugs for ground pinning.
- Panel size range 2250mm, 2500mm & 3350mm.
- All panels can be connected to other Metalcorp brand panels. This is handy where a heavy panel is needed in the race and lighter panel can be used in the holding area.
- Australian made.
- Hot Dipped Galvanised steel.



STOCKMASTER® Panel

- 2250mm (W).
- 1800mm (H).


PRODUCT NUMBER: 150717

- 2500mm (W).
- 1800mm (H).

PRODUCT NUMBER: 168611

- 3350mm (W).
- 1800mm (H).

PRODUCT NUMBER: 183867




STOCKMASTER® Gate in Frame

Features:

- 2500mm (W).
- 2400mm (H).
- Metalcorp's double action hinge system.
- 27mm hinges.

PRODUCT NUMBER: 173048






STOCKMASTER® Manway Panel

Features:

- 2500mm (W).
- 2400mm (H).
- Metalcorp's double action hinge system.
- Eliminate the need of climbing over panels.

PRODUCT NUMBER: 198182



STOCKMASTER® Manway Gate

Features:

- 900mm (W).
- 2400mm (H).

PRODUCT NUMBER: 173043



STOCKMASTER® Slide Gate

Features:

- 1213mm (W).
- 2400mm (H).
- 770mm (Internal).

PRODUCT NUMBER: 143340



STOCKMASTER® Race Bow

Features:

- 890mm (W).
- 2400mm (H).
- 750mm (Internal).

PRODUCT NUMBER: 183853



CATTLE YARDS RANGE

METALCORP OFFERS COMPLETE SOLUTIONS WHEN IT COMES TO PORTABLE CATTLE YARD SYSTEMS.

CATTLEKING®

Heavy duty top of the range yard components. Designed for safety with both the operator and livestock in mind. Our most popular range suited to any application. CATTLEKING® panels are manufactured in Australia from high strength Australian steel. This durable 5 rails system is strong and offers great visual deterrent.

CATTLEMASTER®


Medium duty yard components. Designed for safety with both the operator and livestock in mind. A popular range designed with portability in mind suited to many applications. CATTLEMASTER® panels are manufactured in Australia from high strength Australian steel. This durable 6 rails system is lighter but still strong offering good visual deterrent and a low bruise environment.

STUDMASTER®

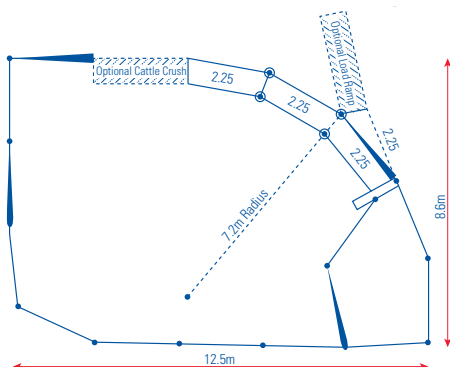
Heavy duty pipe yard components. Designed for safety with both the operator and livestock in mind. A popular range designed to suit to many applications. STUDMASTER® panels are manufactured in Australia using 60.3mm OD x 2.3mm wall thickness Hot Dipped Galvanised steel. This 6 rail system is built to take the hard knocks.

STOCKMASTER®

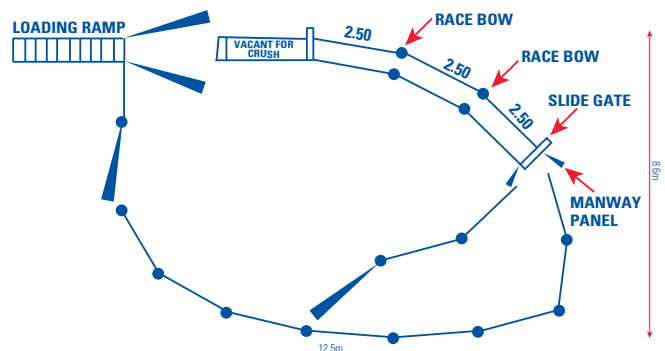
Medium duty pipe yard components. A popular range designed with portability in mind, suited to many applications. STOCKMASTER® panels are manufactured in Australia using 42.4mm OD x 2mm wall thickness using Hot Dipped Galvanised steel. This durable 6 rail system is lighter but still offers a secure and safe environment to work in. It a good economical option for smaller producers with low pressure cattle.



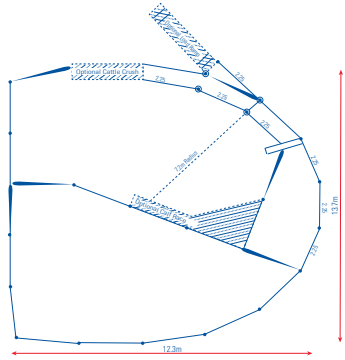
20C - 20 Head Working (40 Holding)



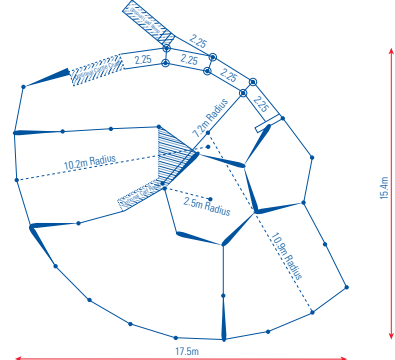
25C - 25 Head Working (50 Holding)



40C - 40 Head Working (85 Holding)

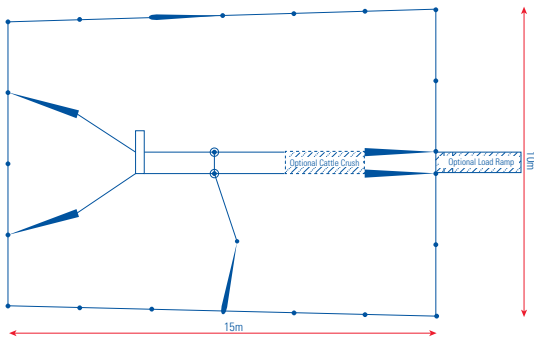


85C - 85 Head Working (125 Holding)

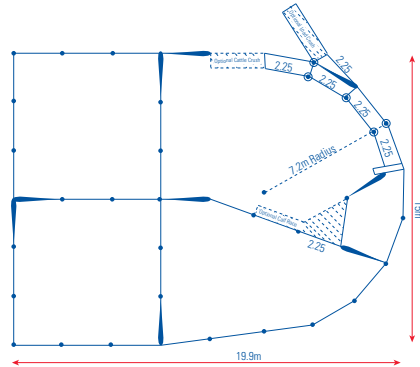


MANY MORE DESIGNS AVAILABLE

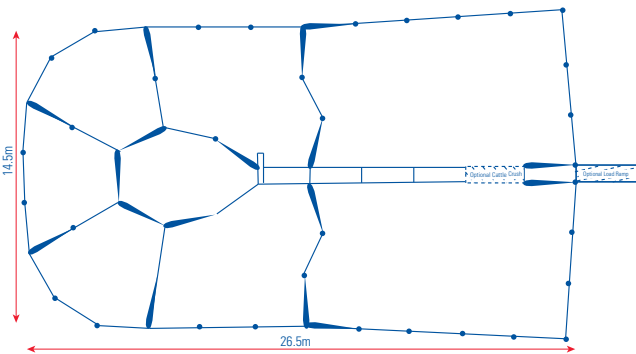
55S - 55 Head Working (70 Holding)



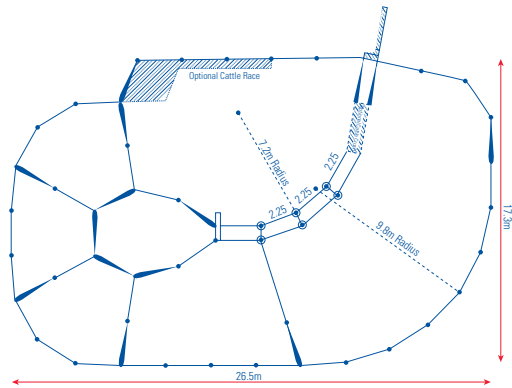
100C - 100 Head Working (160 Holding)



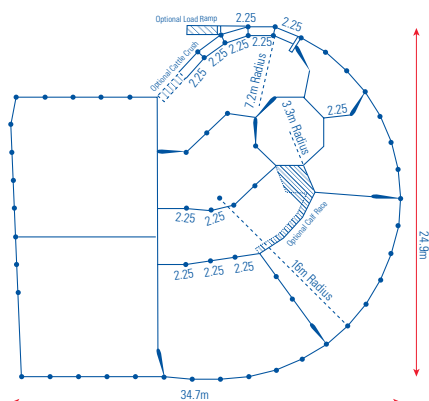
150C - 150 Head Working (250 Holding)



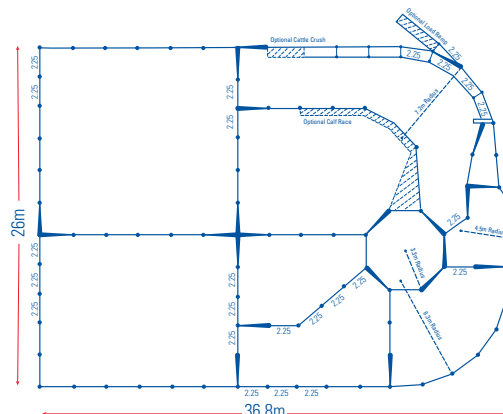
165C - 165 Head Working (280 Holding)



350C - 350 Head Working (550 Holding)

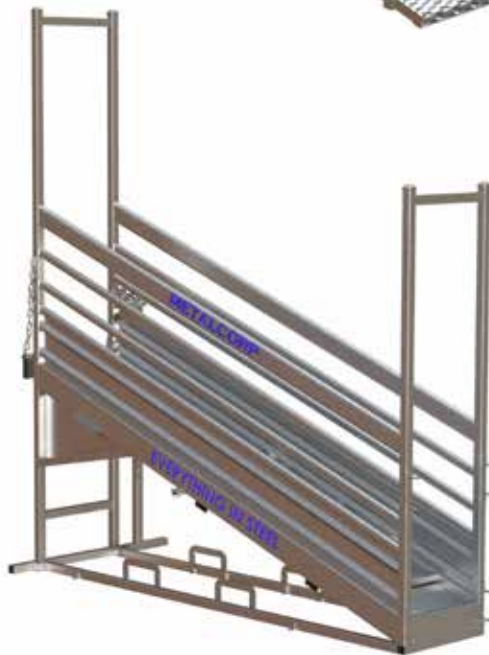


380C Head Working (600 Holding)





Left hand walkway shown.



SHEEPKING® Adjustable Loading Ramp with Walkway

Solid construction with walkway. Suitable for all on-farm stock loading.

Features:

- 3000mm (L).
- 1300mm (W).
- 3000mm (H).
- 545mm (Internal).
- Adjustment feature allows loading from semi-trailer down to box trailer.
- Metalcorp's lockable chain adjustment system.
- Solid construction, manufactured from Gal oval rail.
- Non-slip walkway with safety rail.
- Sheeted Gal sides, for added strength, noise reduction and stock and operator safety.
- Timber floor.
- Overhead bracing for additional strength.

RH - **PRODUCT NUMBER: 212522**

LH - **PRODUCT NUMBER: 232100**



SHEEPKING® Adjustable Loading Ramp

Solid construction. Suitable for all on-farm stock loading.

Features:

- 3170mm (L).
- 1260mm (W).
- 3395mm (H).
- 545mm (Internal).
- Solid construction, manufactured from Gal oval rail.
- Metalcorp's lockable chain adjustment system .
- Sheeted Gal sides, for added strength, noise reduction and stock and operator safety.
- Timber floor.
- Overhead bracing for additional strength.

PRODUCT NUMBER: 206435



SHEEPKING® 3 Part Loading Ramp

Features:

- 2860mm (Floor length).
- 525mm (Opening width).
- 1145mm (Side height from floor).
- V shaped in construction.
- Lightweight and transportable.
- Gal oval rail construction.

PRODUCT NUMBER: 207780





SHEEPMASTER® Knockdown Ramp

Features:

- 3560mm (L).
- 700mm (W).
- 3280mm (H).
- 490mm (Internal).
- Easily transported around in its stillage.
- Transports on one pallet.
- 4 x bolts hold the ramp together.
- Easily erected.
- Easily adjustable from trailer to tray height.

PRODUCT NUMBER: 214713



STEP BY STEP ASSEMBLY INSTRUCTIONS

Step 1

Lay base frames on ground making sure that the round lugs are at the top of the bottom frame.



Step 2

Start placing the two smaller sheeted sides on the bottom frame, then place the larger sheeted frames on the top base making sure the holes are in the middle to enable bolting together.



Step 3


Place the floor inside the bottom frames first, then place the floor in the top part of the frames making sure the round pipe sits in the lugs of the sheeted sides.



Step 4

Place all of the overhead braces in the up wright posts, then bolt together.





SHEEPKING® Adjustable 3-Way Draft with Throw Down Gate

Features:

- 4000mm (L).
- 630mm (W).
- 1000mm (H).
- 500mm (Internal).
- Fully sheeted sides - easily adjusted to suit animal flow.
- Allows sheep & lambs to flow through single file speeding up the process.
- Throw down gate at the draft gates to easily block off the race.
- Robustly built from Australian steel, 65mm x 65mm RHS & Gal Sheet.

PRODUCT NUMBER: 232170



SHEEPKING® Fixed V 3-Way Draft

Features:

- 3550mm (L).
- 650mm (W).
- 1190mm (H).
- 550mm (Internal).
- Rigid, fully sheeted V race.
- Gate stops on drafting gates.
- Swing gates with chains at both ends.
- Robustly built from Australian steel, 50mm x 50mm RHS & Gal Sheet.

PRODUCT NUMBER: 208844




SHEEPKING® Yard Range

Heavy duty top of the range sheep yard components. Designed for safety with both the operator and livestock in mind. Our most popular range suited to any small animal application. SHEEPKING® panels are manufactured in Australia from high strength Australian steel. This durable 6 rails system is strong and offers great visual deterrent.

Features:

- Heavy duty 6 rail system - 1200mm high.
- 115mm x 42mm x 2mm top rail for extra visibility.
- 53mm x 35mm x 1.6mm intermediate rails at lamb proof spacings.
- Visual block rating 32%.
- Capped top & bottom.
- Lugs for ground pinning.
- Panel size 2775mm & 2500mm fully sheeted blind panel option for forcing areas.
- Australian made.
- Electrogalvanised Australian steel.
- Dog friendly.
- Extra high to discourage jumpers.
- Compatible with any Metalcorp sheep system.




SHEEPKING® Panel

Features:

- 2775mm (W).
- 1200mm (H).

PRODUCT NUMBER: 206430



SHEEPKING® Blind Panel

Features:

- 2500mm (W).
- 1200mm (H).

PRODUCT NUMBER: 206432





SHEEPKING® Drenching Panel

Features:

- 2775mm (W).
- 1200mm (H).
- Low top rail panel suited for drenching or lamb marking.

PRODUCT NUMBER: 219779





SHEEPKING® Gate-In-Frame

Features:

- 2775mm (W).
- 2400mm (H).

PRODUCT NUMBER: 206431







SHEEPKING® Double-Gate-In-Frame

Features:

- 5500mm (W).
- 2400mm (H).

PRODUCT NUMBER: 216824




SHEEPKING® Manway Panel

Features:

- 2775mm (W).
- 2400 (H).

PRODUCT NUMBER: 215042



SHEEPKING® Slide Gate

Features:

- 1010mm (W).
- 2400 (H).
- 550mm (Internal).

PRODUCT NUMBER: 206587



SHEEPKING® Race Bow

Features:

- 650mm (W).
- 2400 (H).
- 550mm (Internal).

PRODUCT NUMBER: 206433



SHEEPMASTER® Yard Range

Medium duty range sheep yard components. Designed for safety with both the operator and livestock in mind. A very popular range suited to sheep operations. SHEEPMASTER® panels are manufactured in Australia from high strength Australian steel. This durable 6 rails system is strong and great when portability is required.

Features:

- Medium duty 6 rail system - 1100mm high.
- 53mm x 35mm x 1.6mm rails at lamb proof spacings.
- Visual block rating 29%.
- Capped top & bottom.
- Lugs for ground pinning.
- Panel size 2500mm & 1650mm / 2200mm fully sheeted blind panels for bugles and races.
- Australian made.
- Electrogalvanised Australian steel.
- Compatible with any Metalcorp sheep system.




SHEEPMASTER® Panel

Features:

- 2500mm (W).
- 1100mm (H).

PRODUCT NUMBER: 232027



SHEEPMASTER® Blind Panel

Features:

- 1650mm (W).
- 1100mm (H).

PRODUCT NUMBER: 232127

- 2200mm (W).
- 1100mm (H).

PRODUCT NUMBER: 232128

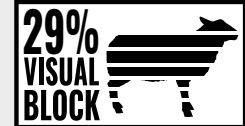




SHEEPMASTER® Panel Removable Rail

- Features:
- 2500mm (W).
 - 1100mm (H).

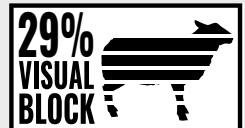
PRODUCT NUMBER: 232028



SHEEPMASTER® Gate-In-Frame

- Features:
- 2500mm (W).
 - 1100mm (H).

PRODUCT NUMBER: 232239



SHEEPMASTER® Race Bow

- Features:
- 600mm (W).
 - 1100mm (H).

PRODUCT NUMBER: 232125



SHEEPMASTER® Race Gate

- Features:
- 600mm (W).
 - 1100mm (H).

PRODUCT NUMBER: 232126




METALCORP OFFERS COMPLETE SOLUTIONS WHEN IT COMES TO PORTABLE SHEEP YARD SYSTEMS.

SHEEPKING®

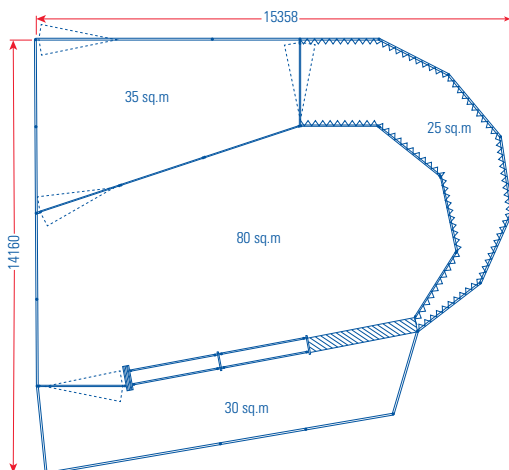
Heavy duty top of the range sheep yard components. Designed for safety with both the operator and livestock in mind. Our most popular range suited to any small animal application. SHEEPKING® panels are manufactured in Australia from high strength Australian steel. This durable 6 rails system is strong and offers great visual deterrent.

SHEEPMASTER®

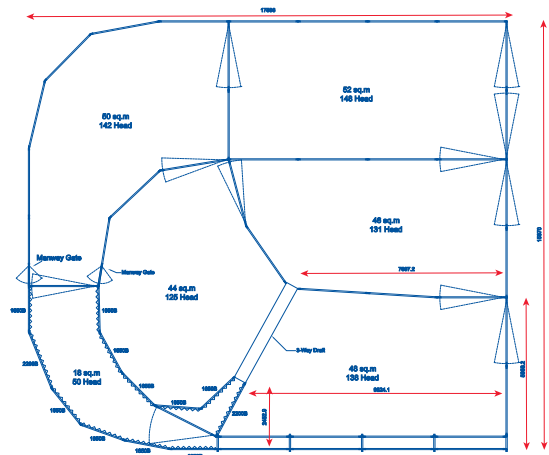
Medium duty range sheep yard components. Designed for safety with both the operator and livestock in mind. A very popular range suited to sheep operations. SHEEPMASTER® panels are manufactured in Australia from high strength Australian steel. This durable 6 rails system is strong and great when portability is required.



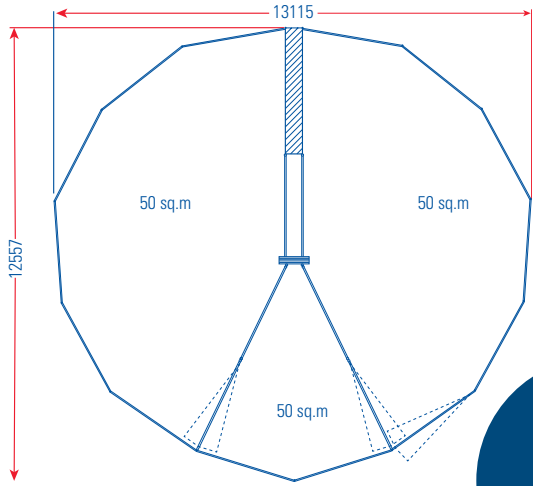
250B Working (485 Holding) Sheep Yard



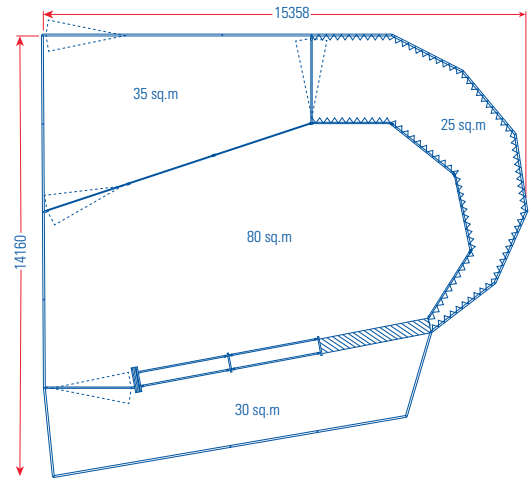
450B Working (485 Holding) Sheep Yard



320 HEAD YARD

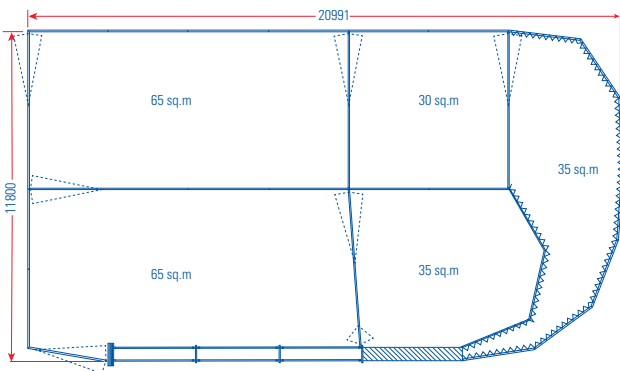


485 HEAD YARD

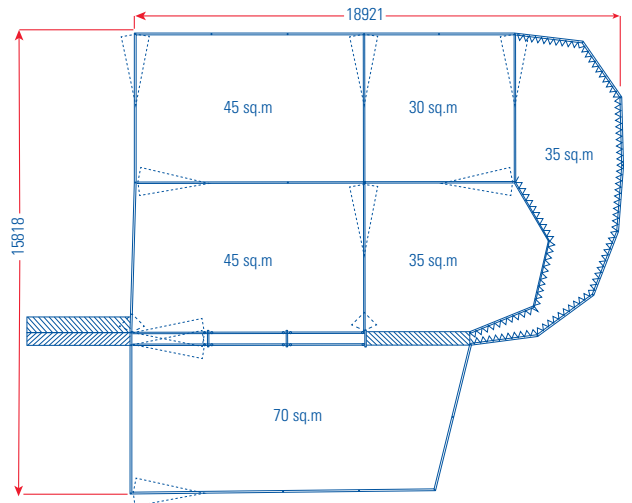


**MANY
MORE
DESIGNS
AVAILABLE**

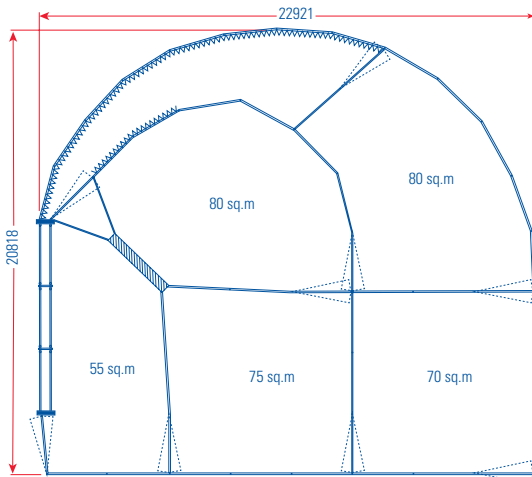
655 HEAD YARD



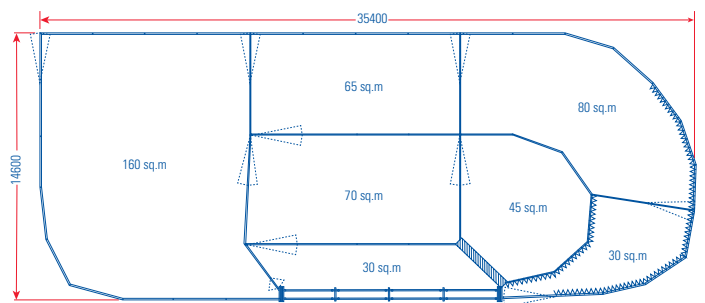
740 HEAD YARD




1155 HEAD YARD



1370 HEAD YARD





Goat Panel Mobile

Features:

- 3000mm (W).
- 1315mm (H).
- 8-Bar.
- 25NB x 34mm OD x 2mm wall.
- Gal pipe.

PRODUCT NUMBER: 226612



Gate-In-Frame

Features:

- 2500mm (W).
- 1100mm (H).

PRODUCT NUMBER: 232239






HORSEKING® Panel

Features:

- 2750mm (W).
- 1800mm (H).
- 53mm x 35mm x 1.6mm rail.
- 40mm x 40mm x 1.6mm stiles.
- 5 rail.

PRODUCT NUMBER: 241636



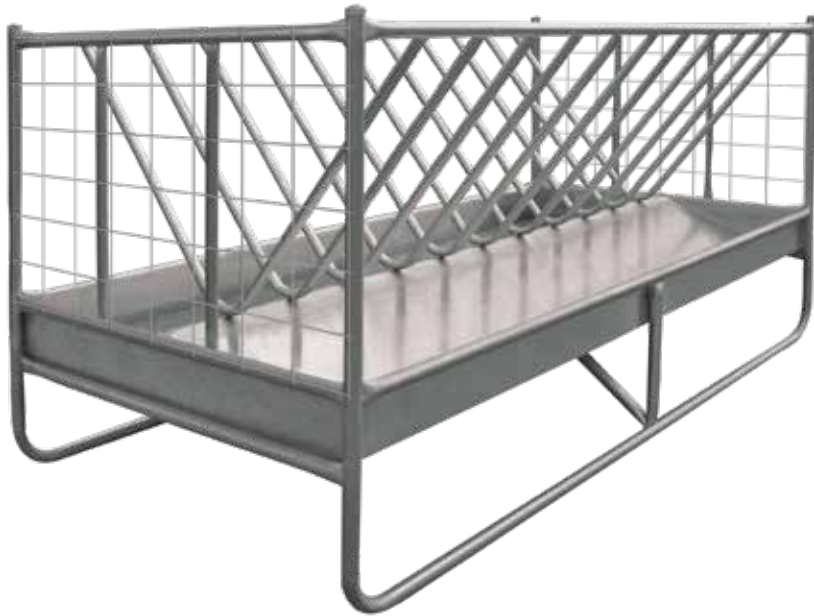
HORSEKING® High Gate-in-Frame

Features:

- 2300mm (W).
- 2600mm (H).
- 53mm x 35mm x 1.6mm rail.
- 40mm x 40mm x 1.6mm stiles.
- 5 rail.

PRODUCT NUMBER: 201760





Heavy Duty Hay Rack

Features:

- 3000mm (L).
- 1490mm (W).
- 1500mm (H).
- Can hold 2 x round bales or 1 x 8ft square bale.
- Full Gal steel product including 32NB frame.
- Height designed to load hay easily while using a tractor.
- Narrow rib cage holding bars to reduce waste.
- Strong 1.6mm gauge sheet metal tray.

PRODUCT NUMBER: 211948




Rubber Feeder

Features:

- 4000mm (L).
- 650mm (W).
- 455mm (H).
- Rubber matting to avoid sharp edges & rust.
- Perfect for dry feed supplements.
- Towable when empty at low speeds.
- Self-draining.

PRODUCT NUMBER: 233250






2 Piece Round Bale Feeder

Features:

- 1845mm (Diameter when assembled).
- 1275mm (H).
- 2 Piece for ease of movement and no heavy lifting.
- Locking pins on chains so they never get lost.
- Gal construction for paddock conditions.
- Extension panels available for feeding 8ft square bales or 2 x round bales.

PRODUCT NUMBER: 143332



2 Piece Round Bale Feeder Extensions

Features:

- 1900mm (L).
- 1275mm (H).
- Extension panels for feeding 8ft square bales or 2 x round bales.
- Sold in pairs.

PRODUCT NUMBER: 173723



Double Sided Grain Feeder



Features:

- 2400mm (L).
- 2300mm (W).
- 2030mm (H).
- Holds approximately 2.5 - 3 tonnes depending on feed.
- Gal construction.
- Adjustable feed flow control.

PRODUCT NUMBER: 202955



CATTLEKING® GRID



CATTLEKING® Non Rated Grid

Designed to last with security and safety in mind. Durable construction. All CATTLEKING® grids are manufactured with mounting brackets for side wings.

Features:

- 2000mm (L).
- 4000mm (W).
- Top rails: 65mm x 65mm x 5mm.
- Bearers: 150mm x 100mm x 6mm.
- Base rails: 150mm x 100mm x 6mm.
- Heavy duty.
- "On farm" use only.

Optional Accessories:

- CATTLEKING® grid wings.

PRODUCT NUMBER: 183840



CATTLEKING® Grid Wings

CATTLEKING® wings constructed with three rails of Australian made Gal cattle rail.

PRODUCT NUMBER: 183840



GRID INSTALLATION

Installing a CATTLEKING® access grid is quick and easy. There are two installation options, above-ground or in-ground.

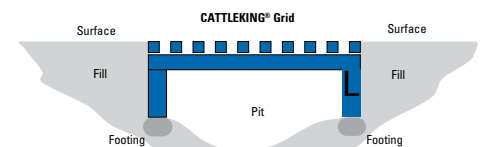
Pit: The pit should be deep enough to allow for drainage and ease of cleaning. Silt build up will occur over time.

Footing: A firm compacted footing is required for both in ground and above ground installations. Depending on ground conditions, a compacted base is generally more than satisfactory, however if in doubt, a concrete footing should be installed.

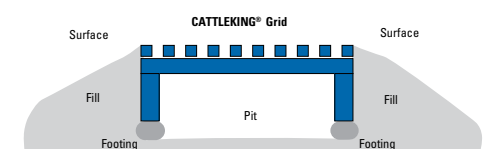
Surface: Ensure that the compacted ground surface is level with grid rails. Incorrect surface level will affect the life of the grid. Care should be taken to ensure that the grid sits correctly in relation to the camber of the road.

Fill: Compaction of filled area is critical to successful grid installation and ultimately, the grid life.

Please ensure adequate lifting equipment is available when receiving your grid from your Metalcorp branch.



In-Ground Installation



Above Ground Installation

Your Rural Brand for the Land



This logo signifies products that have been made in Australia from Australian made Orrcon Steel steel.



This logo signifies products that have been made in Australia from Australian made steel.



Metalcorp is big on the things that really count
We're big on what ever help you need to get the job done
We're big on total involvement through to the end
We're big on advice wherever you need it
We're big on service that's second to none
We're big on consistency in everything we do
We're big on going the extra mile
We're big on support
Every step of the way, through and through
From start to finish

What Buying Australian Means

Australian Made means we're created, owned and operated in Australia. When you purchase Orrcon Steel products, you know that every dollar you spend goes back into our communities, creating job opportunities and building prosperous towns. Buying Australian means you are taking an active part in retaining employment levels in Australia and investing in our communities. visit - www.ausmadesteel.org

That's what we call Australian





Vertical Brace Gate 4-6ft

Features:

- 1170mm (H).
- 25NB.

(4') 1170mm (W) **PRODUCT NUMBER: 143446**

(5') 1470mm (W) **PRODUCT NUMBER: 143447**

(6') 1770mm (W) **PRODUCT NUMBER: 191477**



Single Vertical Brace Gate 8-14ft

Features:

- 1170mm (H).
- 25NB.

(7') 2070mm (W) **PRODUCT NUMBER: 208995**

(8') 2370mm (W) **PRODUCT NUMBER: 155822**

(10') 2970mm (W) **PRODUCT NUMBER: 150759**

(12') 3570mm (W) **PRODUCT NUMBER: 150757**

(14') 4170mm (W) **PRODUCT NUMBER: 150758**




Double Vertical Brace Gate 16ft

Features:

- 1170mm (H).
- 25NB.

(16') 4770mm (W) **PRODUCT NUMBER: 155823**





N-Stay Gate 10-20ft

Features:

- 1170mm (H).
- 25NB.

- (10') 2970mm (W) **PRODUCT NUMBER: 169630**
- (12') 3570mm (W) **PRODUCT NUMBER: 150753**
- (14') 4170mm (W) **PRODUCT NUMBER: 137610**
- (16') 4770mm (W) **PRODUCT NUMBER: 168547**
- (20') 5970mm (W) **PRODUCT NUMBER: 200094**



5-Bar Gate 5-16ft

Features:

- 1170mm (H).
- 25NB.

- (5') 1470mm (W) **PRODUCT NUMBER: 188350**
- (6') 1770mm (W) **PRODUCT NUMBER: 180319**
- (8') 2370mm (W) **PRODUCT NUMBER: 153600**
- (10') 2970mm (W) **PRODUCT NUMBER: 137607**
- (12') 3570mm (W) **PRODUCT NUMBER: 137608**
- (14') 4170mm (W) **PRODUCT NUMBER: 178389**
- (16') 4770mm (W) **PRODUCT NUMBER: 183684**



5-Bar Heavy Duty Farm Gates 10-14ft

Features:

- 1170mm (H).
- 32NB.

- (10') 2970mm (W) **PRODUCT NUMBER: 204942**
- (12') 3570mm (W) **PRODUCT NUMBER: 204943**
- (14') 4170mm (W) **PRODUCT NUMBER: 206491**




6-Bar Gate 4ft

Features:

- 1490mm (H).
- 32NB.

- (4') 1170mm (W) **PRODUCT NUMBER: 183687**



6-Bar Gate 6-12ft

Features:

- 1490mm (H).
- 32NB.

- (6') 1770mm (W) **PRODUCT NUMBER: 183689**
- (8') 2370mm (W) **PRODUCT NUMBER: 183691**
- (10') 2970mm (W) **PRODUCT NUMBER: 183693**
- (12') 3570mm (W) **PRODUCT NUMBER: 183694**





METALMAX® “made tough for the tough Australian conditions”.

It is fabricated from heavy Galvanised wire for extended life METALMAX® Fencing features a unique ‘smooth knot’ design. This knot is smooth either side of the fence - no sharp edges protrude to cause injury. One piece vertical pickets are tied to the line wires and crimped at the joints. The tightness of this knot crimp enhances the stiffness of the fence as it resists slippage along either picket or line wires. This tough, durable construction prevents the fence from buckling if impacted by larger animals, yet also provides extra rigidity and flexibility for installation over undulating land.

METALMAX® Fence Wire

Metalcorp's own METALMAX® Fabricated wire fencing. Heavy gal.

8 x 80 x 15 x 2.5mm x 100m.
PRODUCT NUMBER: 238980

6 x 70 x 30 x 2.5mm x 200m.
PRODUCT NUMBER: 238976

6 x 90 x 30 x 2.5mm x 200m.
PRODUCT NUMBER: 238977

7 x 90 x 30 x 2.5mm x 200m.
PRODUCT NUMBER: 238978

7 x 90 x 30 x 2.5mm x 500m.
PRODUCT NUMBER: 238979

8 x 80 x 15 x 2.5mm x 100m.
PRODUCT NUMBER: 238980

8 x 90 x 15 x 2.5mm x 100m.
PRODUCT NUMBER: 238981

8 x 90 x 30 x 2.5mm x 200m.
PRODUCT NUMBER: 238982



Wire Netting

HX x 40 x 40 x 1.4 x 600 x 50m.
PRODUCT NUMBER: 186177

HX x 40 x 40 x 1.4 x 900 x 50m.
PRODUCT NUMBER: 172652

HX 40 x 40 x 1.4 x 900 x 100m.
PRODUCT NUMBER: 172653

HX x 40 x 40 x 1.4 x 1200 x 50m.
PRODUCT NUMBER: 184278



Barbed Wire

1.57mm HT Gal 500m.
PRODUCT NUMBER: 147058

1.8mm HT Gal 500m.
PRODUCT NUMBER: 147061

2.0mm HT Gal 500m.
PRODUCT NUMBER: 233787

2.5mm IOWA Gal 400m.
PRODUCT NUMBER: 147066



Plain Wire

2.5mm Gal MT - 1500m.
PRODUCT NUMBER: 178651

2.5mm Gal HT - 1500m.
PRODUCT NUMBER: 153686

3.15mm Gal ST - 750m.
PRODUCT NUMBER: 178664

4.0mm Gal ST - 500m.
PRODUCT NUMBER: 178671



Tie Wire

Features:

- 1.57mm to 3.14mm gauge.
- 40m to 250m length.

1.57mm - 60m.
PRODUCT NUMBER: 184370

2mm - 40m.
PRODUCT NUMBER: 180144

2mm - 120m.
PRODUCT NUMBER: 180145

2.5mm - 240m.
PRODUCT NUMBER: 184384

3.15mm - 60m.
PRODUCT NUMBER: 186361



Cattle Cable

Features:

- 7 strand.
- Gal.
- 8mm x 400m rolls.

PRODUCT NUMBER: 183913



Sheep Mesh

100 - 250 - 5 - 900mm x 6000mm.
PRODUCT NUMBER: 161370
100 - 250 - 5 - 1100mm x 6000mm.
PRODUCT NUMBER: 151623



Gal Posts

• Heavy post.
165cm. 3.13kg/ea. 1.252tn.
PRODUCT NUMBER: 183724
180cm. 3.42kg/ea. 1.368tn.
PRODUCT NUMBER: 103725



Black Posts

• Heavy post.
60cm. 0.99kg/ea. 0.398tn.
PRODUCT NUMBER: 153772
135cm. 2.56kg/ea. 2.56tn.
PRODUCT NUMBER: 183718
165cm. 3.13kg/ea. 1.252tn.
PRODUCT NUMBER: 183720
180cm. 3.42kg/ea. 1.368tn.
PRODUCT NUMBER: 183721
210cm. 3.99kg/ea. 1.596tn.
PRODUCT NUMBER: 183722
240cm. 4.56kg/ea. 1.824tn.
PRODUCT NUMBER: 183723



Ring Fastener Gun

Features:
This Ring Fastener Gun is an easy to use, fast and reliable gun that will manually fasten clips at a rate of 25 metres per minute. With stainless steel jaws and precision body casting, you can be sure of quick and easy loading and firing every time.
The Ring Fastening Gun works by using a spring fed clip fastening tool. To use, simply load a cartridge of fasteners, then as you move along the fence press the lever down. This will feed the clip out of the gun and fasten it onto your fence wire in one quick easy press.

PRODUCT NUMBER: 185538

Ring Fasteners

Features:
These clips are made from high tensile steel and are ideal for use in conjunction with a Ring Fastener Gun. Quick and easy to use, these easy to use ring fasteners can be applied at a rate of 25m per minute. Pack of 1000.

PRODUCT NUMBER: 185537



Wire Spinner

PRODUCT NUMBER: 153699




Post Driver

Features:
• 800mm long.
• Solid construction.
PRODUCT NUMBER: 153707



Post Lifter

Features:
• 800mm long.
• Solid construction.
PRODUCT NUMBER: 157399



Drive in Strainer

Features:
• Hand drivable strainer post.
• Hot dip Gal - long lasting protection.
• All steel construction.
• Fire resistant.
• Termite proof.
• Versatile - corners, ends, inline and gateways.
• Labour saving - No welding, no drilling, fully adjustable.
• 100NB (114mm) x 2100mm (7') x 4.5mm - Drivable.

PRODUCT NUMBER: 182710



Wire Strainers

PRODUCT NUMBER: 188407



Permanent Wire Ratchets

A wide range of fittings and hinges are available to suit wood, concrete or steel fence posts.

PRODUCT NUMBER: 173311



Fencing Pliers

Multi-use fencing pliers are strong, durable, and reliable to make fencing easy. The long handles provide extra leverage, with a comfortable grip for smooth operating.

Bullnose 250mm.
PRODUCT NUMBER: 173569

Netting Plier 16mm.
PRODUCT NUMBER: 162902

Netting Clips

With a strong durable galvanised coating, these netting clips are easy to use and will suit up to 2mm diameter wire and netting. The straightforward C clip makes it easy to secure netting to wire. 500 pack. C Clip design. Galvanised.

PRODUCT NUMBER: 176763



Plastic Fence Post Caps

Made from strong and robust material, these weather resistant black plastic caps are ideal for tough environments. The Plastic Caps insert into the end of a steel tube and are great for finishing off edges on metal fencing, roll bars or trailers. The caps can prevent dirt & dust collecting inside, plus provide safety by keeping sharp edges away from fingers.

Round Caps:

- 25nb **PRODUCT NUMBER: 153777**
- 30nb **PRODUCT NUMBER: 169538**
- 32nb **PRODUCT NUMBER: 153778**
- 35nb **PRODUCT NUMBER: 169539**
- 40nb **PRODUCT NUMBER: 153779**
- 50nb **PRODUCT NUMBER: 168181**
- 65nb **PRODUCT NUMBER: 143499**
- 90nb **PRODUCT NUMBER: 180657**

Square Caps:

- 25mm **PRODUCT NUMBER: 143495**
- 40mm **PRODUCT NUMBER: 143496**
- 50mm **PRODUCT NUMBER: 191939**
- 75mm **PRODUCT NUMBER: 143501**
- 100mm **PRODUCT NUMBER: 167870**



Steel Fence Post Caps

Fence caps are ideally suited to galvanised pipe. With their easy to install design, all you have to do is tap it on. Waterproof and with a galvanised finish, these fence caps are ideal to stop corrosion.

Round Caps:

- 25nb **PRODUCT NUMBER: 155884**
- 32nb **PRODUCT NUMBER: 155885**
- 40nb **PRODUCT NUMBER: 146975**
- 50nb **PRODUCT NUMBER: 150801**
- 65nb **PRODUCT NUMBER: 155886**
- 80nb **PRODUCT NUMBER: 155887**
- 90nb **PRODUCT NUMBER: 155888**
- 100nb **PRODUCT NUMBER: 155889**
- 125nb **PRODUCT NUMBER: 143633**
- 150nb **PRODUCT NUMBER: 143634**

Square Caps:

- 40mm **PRODUCT NUMBER: 137712**
- 50mm **PRODUCT NUMBER: 137713**
- 65mm **PRODUCT NUMBER: 155890**
- 75mm **PRODUCT NUMBER: 137715**
- 90mm **PRODUCT NUMBER: 137716**
- 100mm **PRODUCT NUMBER: 137717**
- 125mm **PRODUCT NUMBER: 108881**

Weld-On Pin and Socket Hinges

Weld-on pin and socket hinges are simply to install and perfect for any steel gate. Available in a range of sizes to meet your needs, whether it's Round, or Square gate frames and posts.

The Pin & Socket (Male & Female) weld on hinge sets are the most popular style of weld on gate hinges available - they're ideal for any steel gate.

For small sheep yards and goat yards, the 12mm and 16mm hinges are great.

For a versatile option, the 20mm hinges are an excellent 'all-rounder'. Being wider, the 20mm sits on the RHS better, making it a great choice if you want to wrap it around the pipe a little bit further.

For large, permanent cattle yards, the heavy duty 27mm hinge is perfect for choice to last in a tough and punishing environment.

How To Install A Weld-On Hinge:

Installing your gate so you can pull it off, is pretty simple.

- Weld the sockets onto the gate itself.
- Measure the distance between the sockets.
- Weld the pins onto your post, one at the bottom, and one at the top. Make sure you have left plenty of room at the bottom so the gate clears the ground. Double check the pins are the same distance apart as your sockets. The pins should be pointing up.
- Lift your gate up and drop it on the pins.

If you want to make sure your gate is secure and can't be removed:

- Weld your bottom pin onto your post (pin pointing up) and your bottom socket on your gate.
- Sit your gate on the bottom pin.
- Weld your top socket to your gate.
- Drop your pin into the top socket. (Pin is pointing down).
- Weld the pin to the post.


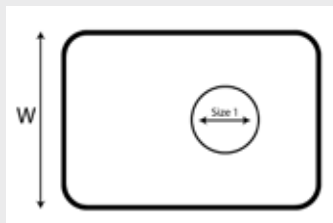


PRODUCT NUMBER	PIN	HEIGHT	WIDTH	UNITS PER BOX
143460	12mm	75mm	18mm	50
199799	16mm	95mm	30mm	50
212511	20mm	115mm	50mm	24
175639	27mm	150mm	42mm	12

Mesh Panel Fix U Clip

These easy to use mesh panel fixing clips are made from strong galvanised sheet steel, to hold up to 19mm mesh easily. They have a 10mm hole for screw fixing. The galvanised mesh panel mounting clips are ideal for hanging trellis panels or wire. With its front or side mount design and screw-fix installation, these panel clips are a quick and easy installation. 19mm Wide with a 10mm hole for a tex screw.

PRODUCT NUMBER: 137655



Slam Catches

10mm.
PRODUCT NUMBER: 211399

14mm.
PRODUCT NUMBER: 180916

20mm.
PRODUCT NUMBER: 190914



Bolt On Gate Hinges

A wide range of fittings and hinges are available to suit wood, concrete or steel fence posts.

PRODUCT NUMBER: 185469



Gate Hinge Packs

A wide range of fittings and hinges are available to suit wood, concrete or steel fence posts.

Gate Pack - Screw in.
PRODUCT NUMBER: 143308

Gate Pack - Bolt on.
PRODUCT NUMBER: 171106



Anti-Twist Timber Post Complete Gate Set

A wide range of fittings and hinges are available to suit wood, concrete or steel fence posts.

PRODUCT NUMBER: 183617



Gate Locks

A wide range of fittings and hinges are available to suit wood, concrete or steel fence posts.

Over Centre.
PRODUCT NUMBER: 168254

400mm.
PRODUCT NUMBER: 183616

Padbolt 100mm.
PRODUCT NUMBER: 137614

Padbolt 150mm.
PRODUCT NUMBER: 137614



The Hydraulic Winder

Features:

- The ultimate tool for wire recovery.
- Adjustable recoil speed to reduce the chance of wire breakage.
- Can be used for both plain and barbed wire.
- Category 2, three point mount.
- Removable wheel for easy unloading of wire.
- Replaceable moly impregnated polyethylene bushing on shaft to prevent wear.

PRODUCT NUMBER: 198775



Motorised Wire Winder

Features:

- 5.5HP Honda petrol engine.
- Belt driven on clutch side for easy servicing.
- Chain driven on reel side.
- Shaft between clutch and reel drive rides on mounted bearings for years of use.
- Clutch can be operated from either side of unit.
- Standard split reel holds 500m of 1.8HT or 400m of 2.5mm barbed wire or 1500m of plain wire.
- Reel shaft rides on two moly impregnated poly brushes.
- Unit is designed with tie off loops on the frame to hold it in place during operation.
- A lifting hook in the centre of the machine makes it a one man operation to load and unload the machine.
- The wire winder is designed to sit in, or on a flat tray or trailer.

PRODUCT NUMBER: 216277



Liquid ALLGAL® 400g Aerosol

Best suited for touch up color match for ALLGAL® products. Industrial strength. 98.5% zinc purity.

PRODUCT NUMBER: 220273



Lanolin 400g Aerosol

Lanolin provides long lasting lubrication and protection in harsh, corrosive environments. Available as an aerosol-based product it is an electrical protectant, moisture repellent and timber treatment option.

PRODUCT NUMBER: 196558



Spatter Free 400g Aerosol

Spatter Free is designed to prevent weld spatter from bonding to metal surfaces. The composition of solutions is effective in removing potential rust build-up and cleans up without leaving residue.

PRODUCT NUMBER: 238167



Etch Primer 400g Aerosol

Etch Primer is a one-pack epoxy etch primer with excellent adhesion and anti-corrosive properties. With fast drying, Etch Priming is suitable across a broad range of metals. Etch Primer is suitable over most metals, including mild steel, brass, copper, lead, stainless steel, zincanneal, chrome, aluminium and galvanised iron.

PRODUCT NUMBER: 182710



Red Oxide Primer 400g Aerosol

Red Oxide Primer has corrosion inhibiting properties and can be top coated with either enamel, acrylic or lacquer paints. Suitable for use not only all steel, ferrous and non-ferrous metals, it's also suitable on timber and fibreglass. Red Oxide Primer is also sandable, giving you the choice of a smooth finish.

PRODUCT NUMBER: 168064



Silver Galv. 400g Aerosol

Silver Galv is ideal for repairing slight blemishes on galvanised steel. It provides a protective top coating that can be applied over Liquid Zinc to achieve a colour-match similar to hot dip galvanising.

PRODUCT NUMBER: 168064



Silver Zinc 2-in-1 400g Aerosol

Silver Zinc 2in1 gives exceptional long term protection against rust and corrosion. Ideally suited for touch-up welds and for damaged structures or components, Silver Zinc 2in1 will weather to approximately the same colour as normal galvanising, giving you an even finish. The high content of zinc ensures complete protection from outdoor elements. Silver Zinc 2in1 is a zinc-rich coating, containing metallic zinc, which protects clean steel in the same manner as hot dip galvanising.

PRODUCT NUMBER: 172138



Black Zinc 400g Aerosol

Ideal for touch-up welds and damaged structures or components, Black Zinc gives exceptional long term protection against rust and corrosion and will hold its colour for long periods with proper care. Black Zinc is a zinc-rich coating containing metallic zinc, which protects clean steel in the same manner as hot dip galvanising.

PRODUCT NUMBER: 196414



White Zinc 400g Aerosol

White Zinc is ideal for touch-up welds and damaged structures or components and will hold their colour for long periods with proper care. With it's zinc-rich coating containing metallic zinc, it protects clean steel in the same manner as hot dip galvanising, giving you exceptional long term protection against rust and corrosion.

PRODUCT NUMBER: 196415



Blue Zinc 400g Aerosol

Blue Zinc is ideal for touch-up welds and damaged structures or components and will hold their colour for long periods with proper care. With it's zinc-rich coating containing metallic zinc, it protects clean steel in the same manner as hot dip galvanising, giving you exceptional long term protection against rust and corrosion.

PRODUCT NUMBER: 196413



Yellow Zinc 400g Aerosol

Yellow Zinc is ideal for touch-up welds and damaged structures or components and will hold their colour for long periods with proper care. With it's zinc-rich coating containing metallic zinc, it protects clean steel in the same manner as hot dip galvanising, giving you exceptional long term protection against rust and corrosion.

PRODUCT NUMBER: 196412



Liquid Zinc 400g Aerosol

Perfect for touch-up welds and damaged structures or components, Liquid Zinc gives exceptional long term protection against rust and corrosion. Grey in colour, Liquid Zinc requires top coating with Silver Galv if you wish it to weather, giving a similar colour to normal galvanising. Liquid Zinc is a weld-through, zinc-rich coating containing a very high quantity of metallic zinc, which protects clean steel in the same manner as hot dip galvanising.

PRODUCT NUMBER: 143566

*All products might not be stocked at all branches



Welding Helmet

Features:

This high impact auto-darkening welding and grinding helmet is ideal for MMA, MIG/MAG, and TIG welding. It's variable shade filter lens of shade 9-13 and has a fast switching time, transitioning from light to dark in 0.3 ms. This comfortable helmet is standard compliant and fits optional magnifying lenses. It also comes with a two year conditional warranty.

PRODUCT NUMBER: 143620

Frontier X-Caliber Safety Spectacles

Features:

The Frontier X-Caliber Safety Spectacles are lens cut to follow the contours of your cheek bones for effective coverage of the entire ocular orbit. One piece polycarbonate combining super lightweight / super tough properties (22gm). Super thin side arm for minimal hold pressure and minimal impedance to ear muff use. Anti-Scratch / Anti-Fog Coatings. Removable clip-on gasket for extra dust exclusion (FE901 only). Medium Impact Resistance. Virtually total UV Resistance. Made to AS/NZS 1337.

Clear.

PRODUCT NUMBER: 188703

Tinted.

PRODUCT NUMBER: 220415



Welding Rods

1kg - 2.50.

PRODUCT NUMBER: 224771

1kg - 3.20.

PRODUCT NUMBER: 224772

5kg - 2.50.

PRODUCT NUMBER: 153922

5kg - 3.20.

PRODUCT NUMBER: 137691

Chipping Hammer Spring Handle

Features:

Made with a heavy duty hardened steel head, this chipping hammer is shock resistant. The handle is a shock resistant wire spring for extra comfort. For long-life durability, the dual head with pointed and chisel ends have hardened points.

PRODUCT NUMBER: 173409

Welding Gloves

Blue.

PRODUCT NUMBER: 216366

Welding Gloves.

PRODUCT NUMBER: 143541



PFRED Cut Off Wheels

The ULTRA-THIN Cut Off Wheel PREMIUM is a thin disc designed for use with a 100mm (4") angle grinders, either powered or cordless. This is a high-performance thin cutting wheel with exception results. These wheels take thin cutting to a whole new level making them perfect for any workshop or tradesperson, giving you fewer wheel changes, better performance and less downtime.

100 x 1.0 x 16.

PRODUCT NUMBER: 168064

125 x 1.0 x 22.

PRODUCT NUMBER: 168066

350 x 2.8 x 25.4.

PRODUCT NUMBER: 191245



POLIFAN Flap Disc

Idea for demanding multipurpose grinding work, this tool has aggressive stock removal performance and long tool life. With a Zirconia alumina Z abrasive, it is well suited for surface grinding and working on weld seams. To achieve optimum stock removal rates, it is recommended to use with high-powered angle grinders at higher application pressures.

100 x 16 x 40G.

PRODUCT NUMBER: 143829

100 x 16 x 60G.

PRODUCT NUMBER: 143830

100 x 16 x 80G.

PRODUCT NUMBER: 143831

125 x 22 x 40G.

PRODUCT NUMBER: 143832

125 x 22 x 60G.

PRODUCT NUMBER: 143833

125 x 22 x 80G.

PRODUCT NUMBER: 143834

Grinding Wheel

This reinforced grinding wheels is ideal for today's requirements of outstanding stock removal, handling convenience, and high-cost efficiency. With a very soft general-purpose tool of hardness K, this gives aggressive grinding performance and long tool life. Having an Aluminium oxide A abrasive, it is suitable for a range of applications including: surface grinding, work on weld seams, fillet weld grinding, grouting, chamfering, deburring.

100 x 6 x 16.

PRODUCT NUMBER: 143836

125 x 6 x 22.

PRODUCT NUMBER: 143838



Cut-Off Wheel Tradie Pack

10 PACK.

PRODUCT NUMBER: 238244



Bow Shackle

Manufactured according to the Australian Standard AS2741, you can be sure of the highest quality with these Bow Shackles.

- 1 Tonne WLL.
PRODUCT NUMBER: 174153
- 1.5 Tonne WLL.
PRODUCT NUMBER: 174154
- 2.0 Tonne WLL.
PRODUCT NUMBER: 236355

Multi-Purpose Ratchet Tie-Down Assembly

Ratchet Tie-Down (RTD) Straps are 100% polyester which is heat set, stretched and polyurethane (PU) impregnated, resulting in low strain, long life, wear resistance, and durability demanded in flatbed tie-down requirements. They're ideal for securing general freight of all types, with adjustable straps to hold down the load and provide up to 1.5 tonnes of lashing capacity (LC). Complying with AS/NZS 4380, these RTD straps have a double locking mechanism and rubber grip handle.

- 35 x 6000
PRODUCT NUMBER: 174127
- 50 x 9000
PRODUCT NUMBER: 174027



Description	Hook Type	Width	Length	LC	Weight	UOM
35mm x 6m rubber grip handle c/w Hook & Keeper	Hook & Keeper	35mm	6m	1500kg	1.6kg	Each
50mm x 9m c/w Hook & Keeper	Hook & Keeper	50mm	9m	2500kg	3.1kg	Each



8m Measuring Tape

PRODUCT NUMBER: 137684



Rapid Set Concrete

Features:
Great for fence posts and small structures.
PRODUCT NUMBER: 153753



Wire Wheel Brush

Wheel brush with arbor hole GP - Crimped steel wire - Suits bench grinders RBU 15025 T/51 ST 0.35 PSF. Developed especially for industrial use. Can be used with all common stationary drive machines and bench grinders due to variable arbor hole diameter.

- Brush dia x face width mm: 150mm x 25mm.
- Filament dia. mm: 0.35mm.
- Max RPM: 6,000.

PRODUCT NUMBER: 120497

Knot Wire Cup Brush

Excellent for heavy duty brushing on large surfaces, and for deburring, cleaning and rust removal. Optimum results with high-performance angle grinders.

- Brush dia mm: 65mm.
- Type: M14 thread.
- No. of knots: 18.
- Filament dia mm: 0.35mm.
- Max RPM: 12,500".

PRODUCT NUMBER: 189263



Duct Tape

- Features:**
- Excellent general purpose mending tape.
 - Ideal for electrical, plumbing, air conditioning ducting, concrete plastic joining.
 - 30 metre roll.
 - Made from PVC.
 - Silver - Grey in colour.

PRODUCT NUMBER: 110578



Strainers & Stays

- STRAINERS**
- 100NB 2100mm
 - 100NB 2400mm

- STAYS**
- 40NB Med
PRODUCT NUMBER: 199975

- 50NB Med
PRODUCT NUMBER: 191080

- 50NB XL
PRODUCT NUMBER: 221160

WE CAN

SERVICE YOUR NEEDS.

Come and see us at your local field day.



CUT IT.

Cut your tube to length.



*DELIVER IT.

Ask us how we can help.

*conditions apply



DESIGN IT.

Designs created quicker with our new Yard Design App.



**INSTALL IT.

Ask us how we can help.

**conditions apply



- VIC -

843-845 Creswick Rd,
BALLARAT VIC 3350
Tel: 03 4333 7800 | Fax: 03 4313 5844
E: salesballarat@metalcorp.com.au

15-35 Fairview Road,
BENDIGO (Kangaroo Flat) VIC 3555
Tel: 03 5448 3811 | Fax: 03 5448 3822
E: salesbendigo@metalcorp.com.au

503 Hammond Road,
DANDENONG VIC 3175
Tel: 03 9212 1203 | Fax: 03 9768 1210
E: salesdandenong@metalcorp.com.au

51 Cowie Street,
GEELONG VIC 3215
Tel: 03 5274 4100 | Fax: 03 5272 2330
E: salesgeelong@metalcorp.com.au

5 Kirwin Road
MORWELL VIC 3840
Tel: 03 5134 6266 | Fax: 03 5133 7253
E: salesmorwell@metalcorp.com.au

24 Portland-Nelson Road,
PORTLAND VIC 3305
Tel: 03 5522 4255 | Fax: 03 5559 4277
E: saleswarrn@metalcorp.com.au

- NSW -

2 Jannali Road,
DUBBO NSW 2830
Tel: 02 6841 2155 | Fax: 02 6841 2166
E: salesdubbo@metalcorp.com.au

32 Hume Street,
TAMWORTH (Taminda) NSW 2340
Tel: 02 6767 3200 | Fax: 02 6755 3232
E: salestamworth@metalcorp.com.au

- SA -

285 Grand Junction Road,
OTTOWAY SA 5013
Tel: 08 8245 3777 | Fax: 08 8245 3877
E: salesottoway@metalcorp.com.au

- WA -

9 Bradford Street,
KEWDALE WA 6105
Tel: 08 9208 1018 | Fax: 08 6250 1155
E: saleskewdale@metalcorp.com.au

- QLD -

21 Charlie Triggs Crescent,
BUNDABERG QLD 4670
Tel: 07 4131 4200 | Fax: 07 4131 4211
E: salesbundy@metalcorp.com.au

75 Aumuller Street,
CAIRNS (Portsmith) QLD 4870
Tel: 07 4035 5155 | Fax: 07 4035 5199
E: salescairns@orrcon.com.au

Hugh Quinn Crescent,
CHARTERS TOWERS QLD 4820
Tel: 07 4761 5000 | Fax: 07 4761 5005
E: salesct@metalcorp.com.au

920 Nudgee Road,
NORTHGATE QLD 4013
Tel: 07 3873 9234 | Fax: 07 3622 9388
E: salesngate@metalcorp.com.au

340-360 Anzac Avenue,
TOOWOOMBA QLD 4350
Tel: 07 4614 2000 | Fax: 07 4634 7555
E: salestwba@metalcorp.com.au

Email your order through today

1300 306 204
www.metalcorp.com.au

 facebook.com/Metalcorp

 linkedin.com/company/Metalcorp



1300 ORRCON (1300 677 266)
www.orrconsteel.com.au

November 2020 | REV 8 | This version supersedes all previous issues.

The published date and revision status above provides guidance on the currency of this Catalogue. Considerable effort has gone into ensuring the accuracy of content in this catalogue, but occasionally variations may occur. If you find that information or data doesn't reconcile with actual product specifications or configurations please advise Metalcorp's Customer Service Centre on 1300 306 204.

For latest version please refer to the website www.metalcorp.com.au

CONDITIONS APPLY - *Some areas might not have delivery options. **Some branches might not have ability to install. Please ask your local branch for details.



METALCORP

Everything in Steel

The Rural Brand for the Land

LIVESTOCK & FARM PRODUCTS CATALOGUE



The information contained in this brochure is provided by way of general information only, and should not be relied upon by any person. You must seek specific advice as to the suitability of the products featured in this brochure for the purpose for which, and the manner in which, you propose to use them. This may involve further independent analysis and testing. Metalcorp, and its related bodies corporate take no responsibility for any adverse consequences of any nature which arise as a result of reliance on this brochure

© 2015. Metalcorp is a registered Trademark of BlueScope Steel Limited (ABN 88 096 380 068).

business of
BLUESCOPE

1300 306 204
www.metalcorp.com.au