

ColorMAX® Unique Post

Plastic Post Cap

LouvrLAT®

3D Lattice & Ball Caps

SlatLAT™

Whether your primary concern is security, making an aesthetic addition to your property or you want to erect the very best boundary fencing to divide you and your neighbour's property – insist on **ColorMAX®** Boundary Fencing manufactured from **COLORBOND®**.

Available in two profiles **ColorMAX® REFLECT™** (same both sides) or **ColorMAX® ORIGINAL**. 23 designer colours. Option of **LouvrLAT®** (5 louvres), **SlatLAT™** (4 slats), pressed 3D Lattice, plastic post caps & decorative metal ball caps.

ColorMAX® Boundary Fencing meets Australian Standards AS1397, AS2728, AS4040.2 and AS/NZS1170 when installed to manufacturer specifications and has a wind gust loading of 216km/h.


***Backed by the strength of a 10 year BlueScope Steel Warranty.**

Manor Red® Heritage Red



Posts & Rails only

Estate® Ironbark




Ironstone®



REFLECT™ profile only

Boundary® Bowral Brown



Brushwood® Picton Green



Deep Ocean® Mountain Blue



Gully®



REFLECT™ profile only

Cottage Green® Caulfield Green



Windspray®



REFLECT™ profile only

Riversand® Stone



Wilderness® Rivergum



Dune®




REFLECT™ profile only

Harvest® Wheat



Pale Eucalypt® Mist Green



Bushland® Teatree



Paperbark® Merino



Surfmist® Off White



Basalt®



REFLECT™ profile only

Evening Haze® Moss Vale Sand



Night Sky® Black



Woodland Grey® Slate Grey



Domain® Primrose Gloss



Monument®



REFLECT™ profile only

Please Note: Colours shown above are as accurate as printing allows. It is advisable to see your ColorMAX® distributor for actual colour swatches.



Manufactured from **Colorbond®**

Easy To Maintain. We understand you want to choose a fence that is easy to maintain, so you're free to enjoy your weekends. Fifty years of innovation in Colorbond® steel ensures that there's no need to be spending your time painting, oiling or replacing palings. To ensure the maximum life and appearance from your Colorbond® steel fence, we recommend you simply hose it down, removing any debris, at least every 6 months. It's that easy.

- Avoid earth or soil coming in contact with the fence.
- Check drainage holes occasionally for any blockages.
- Fertilisers & garden chemicals should not be used in or around fences to limit contact.
- Slope all concrete away from posts to limit any water build up around the base of posts.
- Metallising from self drilling screws, rivet shanks and other steel particles will cause rust staining. Remove from fencing immediately following installation.